

WINCO[®] GENERATORS

An American Company

We produce our products in our 200,000ft² facility located in Le Center, Minnesota, equipped with modern engineering, fabrication and assembly capabilities.



YOUR GEN



LED Display

Hours, RPMs, voltage, and frequency readings automatically cycle on the display.

Load Bars

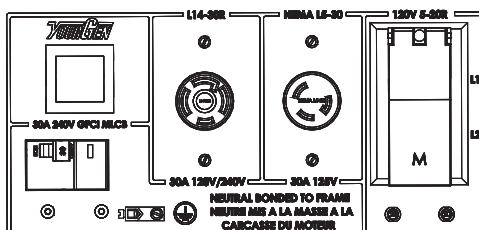
Easily verify the load balance on each leg of the generator end.

Warnings

The LED will flash if any parameter gets outside of normal range. A warning will also be displayed when it is time for an oil change.

Receptacle Panel

with GFCI protection




W6010KE-03/C

5,000 RUNNING WATTS


Rugged Steel Design



Kohler Industrial Diesel Engine



Brushless Industrial Genend. with clean power



SPECIFICATIONS

ENGINE

ENGINE BRAND	KOHLER
ENGINE MODEL	KD440
ENGINE STARTER	ELECTRIC
ENGINE SPEED	3600 RPM
ENGINE CYLINDERS	SINGLE
DISPLACEMENT/TYPE	440 CC / OHV
FREQUENCY REGULATION ⁽¹⁾	+/-1.5%
LOW OIL PROTECTION	STANDARD
RECOMMENDED OIL ⁽²⁾	5W-40
OIL CAPACITY	1.3 QT
FUEL TANK	7 GAL
FUEL GAUGE	YES
FULL LOAD RUN TIME ⁽³⁾	14 HOURS
FUEL CONSUMPTION	GAL/HR
100%	0.50
75%	0.39
50%	0.30
0%	0.18
BATTERY SIZE ⁽⁴⁾	BCI GROUP U1 300CCA

NOTES: (1) Steady state frequency regulation. (2) The recommended oil is for normal applications. See operator's manual for the recommended oil for your needs. (3) Run time is estimated. (4) Battery not included.

OPTIONAL ACCESSORIES

TWO-WHEEL DOLLY KIT	WITH FLAT-FREE TIRES
GENERATOR COVER	34.75" x 25" x 24.50"
BATTERY	BCI GROUP U1 300 CCA
PLUG	30A (NEMA L14-30P)

ELECTRICAL

STARTING WATTS	6,010
RUNNING WATTS	5,000
RUNNING AMPS @ 120 VAC	40
RUNNING AMPS @ 240 VAC	20
VOLTAGE REGULATION	CAPACITOR +/-5%
MAIN CIRCUIT BREAKER	30 AMP, 240V (GFCI)
BONDED NEUTRAL	YES
120 VOLT RECEPTACLES	(1) NEMA 5-20 20A DUPLEX (GFCI)
	(1) NEMA L5-30R 30A (GFCI)
120/240 VOLT RECEPTACLES	(1) NEMA L14-30 30A (GFCI)
YOURGEN METER	STANDARD


GENSET

MOTOR STARTING (CODE G)	1.5 HP
DBA @ 7 METERS	87.6
TOTAL HARMONIC DISTORTION	< 6%
LIFTING EYE ⁽¹⁾	STANDARD
2-WHEEL DOLLY KIT	OPTIONAL
INSULATION	CLASS H
PROTECTIVE ROLL FRAME	1.25" DIA. 14 GA. STEEL
ASSEMBLED IN	USA
EPA APPROVED	YES
CARB APPROVED	NO
TÜV CERTIFICATION	CSA
UNIT WARRANTY ⁽²⁾	3 YEARS COMMERCIAL

NOTES: (1) Shipping eye shipped loose. (2) For more generator warranty, see operator's manual.

SHIPPING

SHIPPING DIMENSIONS (L x W x H)	35" x 25" x 31"
SHIP WEIGHT	268 LBS
FREIGHT CLASS	70



Specifications are subject to change without notice.

