


WINGCO[®] GENERATORS

W85PTOS-18

85,000 RUNNING WATTS
1000 RPM

Rugged Steel Design



An American Company

We produce our products in our 200,000ft² facility located in Le Center, Minnesota, equipped with modern engineering, fabrication and assembly capabilities.



Cast-Iron Gearcase

We engineer, design and manufacture our own gearcases in house.

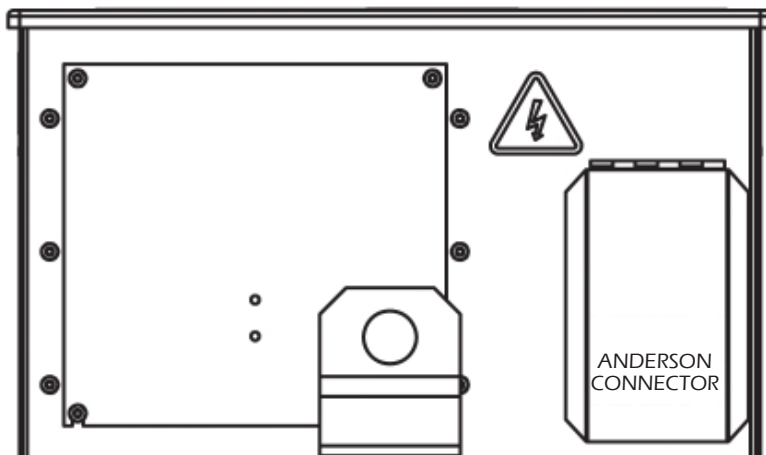


Frequency Meter

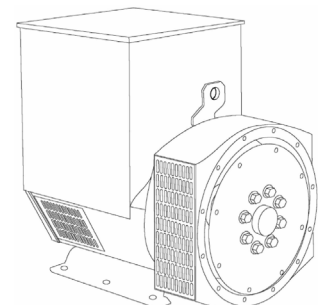
Large, 3/12" hertz meter ensures the proper output is reached.



Receptacle Panel



Brushless Industrial Genend



SPECIFICATIONS

ELECTRICAL

RUNNING WATTS	85,000
OUTPUT	277/480V
RUNNING AMPS	102
PHASE	THREE
VOLTAGE REGULATION	AVR +/- 5%
MAIN CIRCUIT BREAKER	150 AMP, 240V (GFCI)
BONDED NEUTRAL	YES
GROUND LUG	YES
277/480 VOLT ANDERSON	175 AMPS
ANDERSON PLUG	STANDARD
WIRE SIZE	4/0 AWG

GEARCASE OIL

TYPE	SAE 85W 90-140
CAPACITY	2.75 PINTS

OPTIONAL ACCESSORIES

PTO SHAFT	1 3/4" - 20 SPLINE 1 3/4" - 21 SPLINE
PTO TRAILER	TDM77
MANUAL TRANSFER SWITCH	100 OR 200 AMP


GENSET

PTO INPUT SPEED	1000 RPM
INPUT SHAFT SIZE	1 3/4" - 20 SPLINE
REQUIRED INPUT HP ⁽¹⁾	170
MOTOR STARTING (CODE G)	35 HP
TOTAL HARMONIC DISTORTION	< 5%
LIFTING EYE	STANDARD
INSULATION	CLASS H
BRUSHLESS	YES
GENERATOR TYPE	4 POLE REVOLVING FIELD
GENERATOR SPEED	1800 RPM
RATING	125/40° C
FREQUENCY METER	INCLUDED
ASSEMBLED IN	USA
UNIT WARRANTY ⁽²⁾	3 YEARS

NOTES: (1) Required HP at PTO of tractor for full rated output. Each 2 HP of tractor power equals approximately 1 kW of electric power. (2) For more generator warranty, see operator's manual.

SHIPPING

SHIPPING DIMENSIONS (L x W x H)	55" x 29" x 32"
SHIP WEIGHT	1,042 LBS
FREIGHT CLASS	65



Specifications are subject to change without notice.

