

## Full Load Tested

Every generator is 100% load tested



## IG500 Controller

Provides immediate performance information



## Coolant Heater

Provides immediate performance information



## Battery Charger

Standard 5A 24V Automatic Charger



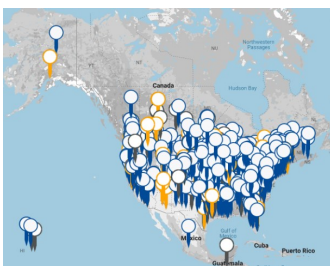
## TUV Certified

The design, construction and performance of our generators conform to CSA standards



## Service & Support

Dealer network located throughout North America




# RP625V4

550,000 WATTS

## Rugged Mobile Design



## Powered by Volvo Penta Engine



**VOLVO  
PENTA**

## Stamford Industrial Genend



**STAMFORD**  
power generation

## ELECTRICAL POWER

VOLTS	POWER FACTOR	STANDBY			PRIME			MAIN CIRCUIT BREAKER
		WATTS	KVA	AMPS	WATTS	KVA	AMPS	
120/240V 1-PH	-	-	-	-	-	-	-	-
120/208V 3-PH	0.8	550,000	687.5	1,908	500,000	625	1,734	2000A
277/480V 3-PH	0.8	550,000	687.5	826.0	500,000	625	751.0	2000A
OPTIONAL	AVAILABLE IN 347/600VAC DEDICATED VOLTAGE							

## ENGINE

ENGINE BRAND	VOLVO PENTA
ENGINE MODEL	TWD 1672 GE
EMISSIONS	EPA TIER IV FINAL
ENGINE STARTER	24VDC
ENGINE SPEED	1800 RPM
ENGINE CYLINDERS	6
ENGINE (W/FAN) KW	585
FREQUENCY (1)	60HZ
GOVERNOR	ELECTRONIC
FLYWHEEL	14"
ROTATION	CCW
ASPIRATION	TURBO CHARGED
COOLANT W/ RADIATOR	-

BORE/STROKE	144mm X 165mm
DISPLACEMENT	16.12L
RECOMMENDED OIL (2)	10W-40 SAE
OIL CAPACITY US GAL	12.7
INJECTION PUMP	COMMON RAIL
COMPRESSION RATIO	16.8:1
FAN TYPE	PUSHER
INTAKE AIR CONSUMPTION	1,703 CFM
RADIATOR COOLING FLOW	30,207 CFM
STARTING AIDES	-

STARTING TEMP W/BLOCK HEATER	-13°F
------------------------------	-------

NOTES: (1) Steady state frequency regulation. (2) The recommended oil is for normal applications. See operator's manual for the recommended oil for your needs.

## DBA @ 7 METERS

FULL LOAD (OPEN UNIT)	NA
FULL LOAD (HOUSED LEVEL 2)	73

## ELECTRICAL

MOTOR STARTING (CODE G)	400 HP
TOTAL HARMONIC DISTORTION	< 5%
BONDED NEUTRAL	YES
FORKLIFT POCKETS	YES
ASSEMBLED IN	NORTH AMERICA
EPA APPROVED	TIER IV FINAL
DISTRIBUTION PANEL W/CAMLOKS	6 SETS 400A
[SHORE POWER INLET]	
30A 125V NEMA L5-30	QTY. 2
CERTIFICATIONS	TUV CSA
UNIT WARRANTY PRIME (1)	2 YEARS/ 3500HRS

NOTES: (1) For more generator warranty, see operator's manual.

## GENERATOR END

WINDING	12 LEAD
WIDING NUMBER	311
VOLTAGE REGULATION	AVR +/- 1%
AVR TYPE	MX341
PMG	STANDARD
TEMPERATURE RISE	105/40°C
BRUSHLESS	YES
ROTOR	2/3 PITCH
WINDINGS	100% COPPER

STATOR WINDING	DOUBLE LAYER LAP
COUPLING	DIRECT/FLEX DISC
BEARINGS	SINGLE (MAINTENANCE FREE)
EFFICIENCY PEAK	89.2
INSULATION	CLASS H
INGRESS PROTECTION	IP23

## BLOCK HEATER

VOLTS	120
WATTS	3,000
AMPS	25
THERMOSTAT	
ON	100°F
OFF	120°F

## DERATES

ABOVE SEA LEVEL	>4,900FT	5%
		EVERY 1,600FT
MAX OPERATING		122°F
TEMPERATURE	3% EVERY 10°F OVER 104°F AIR INLET	

## FUEL CONSUMPTION BOTH ENGINES

Load	Gal/Hr	L/Hr
100%	31.1	105.6
75%	25	94.6
50%	17.3	65.4
FUEL TANK	600 US GAL.	19 HOURS

## OPTIONAL ACCESSORIES

START BATTERIES  
BATTERY HEATER  
GENERATOR STRIP HEATER  
MIMIC PANEL  
NFPA 110 LEVEL 1 UPGRADE  
REMOTE MONITORING  
PARALLELING PANEL DSE8610  
SECONDARY BREAKER

## COMAP IG500 CONTROLLER

### ENGINE DISPLAY /PROTECTION

ENGINE RPM	YES
LOW OIL PRESSURE	YES

HIGH COOLANT TEMP	YES
LOW COOLANT	YES
OVER/UNDER SPEED	YES
OVER CRANK	YES
CAN ECU SHUTDOWN	YES
ENGINE MAINTENANCE CODES	YES

### GENSET DISPLAY/PROTECTION

VOLTAGE (L-N & L-L)	YES
OVER/UNDER VOLTAGE	YES
FREQUENCY	YES
OVER/UNDER FREQUENCY	YES
AMP DISPLAY/SHUTDOWN	YES
PHASE IMBALANCE	FIELD ENABLED
KW, KVA, KVAR DISPLAY	YES
KWH, KVAH, KVARH DISPLAY	YES
GENERATOR PHASE SEQUENCE	OPTIONAL

## BATTERY

DC SYSTEM	24V
BATTERY RACK/CABLE	INCLUDED
BATTERY CHARGER	5 AMP
REQUIRED BATTERIES(1)	GROUP 4D 1200 CCA

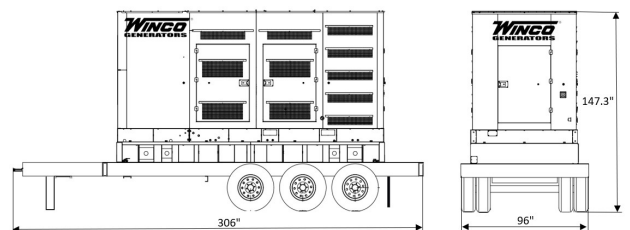
NOTES: (1) Battery not included.

## DIMENSIONS

DIMENSIONS (L x W x H)	306"x96"x147.3"
DRY WEIGHT WITH TRAILER	25,800 LBS

FREIGHT CLASS	85
---------------	----

NOTES: Shipping dimensions are for a housed trailer mounted unit.



### ADDITIONAL DISPLAYS / PROTECTIONS

EXTERNAL E-STOP	FIELD INSTALLED
BATTERY VOLTAGE	YES
BATTERY OVER/UNDER VOLT-AGE	YES

### COMMUNICATIONS

USB CONNECTABLE	YES
RS232/RS485	YES
REMOTE DISPLAY PANEL	YES
DSE WEB NET	YES

### ADDITIONAL FEATURES

AUDIBLE ALARM	YES
ENGINE EXERCISER	DISABLED
MAINTENANCE INTERVAL TIMER	DISABLED
LOAD SHEDDING/DUMMY	DISABLED
CONFIGURABLE INPUTS	4 (EXPANDABLE)
CONFIGURABLE OUTPUTS	4 (EXPANDABLE)
EVEN LOG	250

Specifications are subject to change without notice.

