

COV7500ES

REVISED 12/21/94 JKS

COV7500ES PARTS LIST

ITEM NO.	PART NO.	DESCRIPTION	ITEM NO.	PART NO.	DESCRIPTION
1	240001160	CARRY FRM W/PANEL	57	240410028	COVER BAND
2	240017019	5/16-18X5/8 HHS CAP	58	240021015	ID DECAL
3	240015004	5/16 LOCK WASHER	59	240440205	STATOR ASSEMBLY
4	240016001	5/16-18 NYLOK HEX NUT	60	240016010	3/8-16 NYLOK NUT
5	240041001	ENG SUPPORT BRACKET	61	240017040	3/8-16X1.50 HHS CAP
6	240015004	5/16 LOCK WASHER	62	240010001	GROUND LUG 6-14 CU/AL
7	240017063	5/16-18X.88 HHS CAP	63	240411046	STATOR THRU BOLT
8	240009001	VIBRATION ISOLATOR	64	240016005	1/4-20 HEX NUT W/KEPS
9	240041002	ENG SUPPORT RAIL	65	240020094	END COVER GROMMET
10	240016001	5/16-18 NYLOK HEX NUT	66	240410006	END COVER
11	248002120	BRIGGS ENG 12.5HP OHV	67	240411022	END COVER MTG SCREW
12	240011008	GROUND CBLE ASSY	68	240410001	#10-24X1/2 SCREW
13	240017001	10-24X3/8 RHS SCREW	69	240410005	BEARING COVER
14	240016020	M6X1.0 HX JAM NUT	70	240021016	GROUND DECAL
15	240034118	ECON MTG BRACKET	71	240411004	BEARING CASTING
16	240015020	1/4 LOCK WASHER	72	240421000	DIODE
17	240016031	M6X1.0 METRIC HEX NUT	73	240020004	BATTERY CABLE(+)
18	240016031	M6X1.0 METRIC HEX NUT	74	240021240	BATTERY CAUTION TAG
19	240015020	1/4 LOCK WASHER	75	240020112	STARTER SOLENOID
20	240034090	ECON LINKAGE	76	240020080	BATTERY CABLE(+)
21	240017064	5/64X.75 COTTER PIN	77	240020020	1/4-20 WING NUT
22	240034108	ECON LINKAGE	78	240020001	BATTERY CARRY FRM
23	240017005	#8-32X3/8 RHS SCREW	79	240009040	VIBRATION ISOLATOR
24	240015040	#8 LOCK WASHER	80	240007301	30A/125V TWIST
25	290034101	ECON HEAT SHIELD	81	240008301	30A/250V TWIST
26	240015010	#8 FLAT WASHER	82	240016003	#8-32 NUT W/KEPS
27	240015040	#8 LOCK WASHER	83	240008302	30A/125-250V TWIST
28	240017070	#8-32X7/16 RHS SCREW	84	240007200	20A/125V DUPLEX
29	248034061	ECON SOLENOID ASSY	85	246026005	SLKSCRN CONTROL PANEL
30	240033040	HEAT SHIELD	86	240017001	10-24X3/8 RHS SCREW
31	240022003	6 GAL FUEL TANK	87	240017015	#6-32X3/8 RHS SCREW
32	240015002	5/16 FLAT WASHER	88	240017005	#8-32X3/8 RHS SCREW
33	240017003	5/16-18X1.5 HHS CAP	89	240027032	ECON SWITCH
34	240020014	END PLUG - 1"	90	240027202	FULL PWR SWITCH
35	240015002	5/16 FLAT WASHER	91	240027063	OFF/ON SWITCH
36	240017062	5/16-18X2.5 HHS CAP	92	240013002	KNURLNUT
37	240040001	SINGLE PT LIFT DEVICE	93	240013003	NAMEPLATE
38	240020003	FUEL CAP W/GAUGE	94	248187010	DIODE ASSY
39	240021005	INSTRUCTION DECAL	95	248187020	RESTR ASSY 1.3K/.5W
40	240300250	.25 DIA FUEL LN HOSE	96	240038005	SLEEVING RESTR ASSY
41	240024001	.25 FUEL LINE CLAMP	97	240013001	PALNUT
42	240017003	5/16-18X1.5 HHS CAP	98	240013301	30A/250V C/B
43	240015002	5/16 FLAT WASHER	99	240007201	20A/120V GFCI DUPLEX
44	240020026	BATTERY CABLE(-)	100	240017001	10-24X3/8 RHS SCREW
45	240029040	PLASTIC CONDUIT 5/8 D	101	240016001	5/16-18 NYLOK HEX NUT
46	240411000	DRIVE END ADPTR CSTG	102	240020002	BATTERY HLD DWN BOLT
47	240015006	3/8 LOCK WASHER	103	240020070	WIRE TIE
48	3578	3/8-16X1 HHS CAP	104	240420000	CAPACITOR 50uF 370V
49	240440106	ROTOR ASSY	105	240020070	WIRE TIE
50	240411004	BEARING	106	240028080	CONTROL BOX
51	240015002	5/16 FLAT WASHER	107	240015011	#6 FLAT WASHER
52	240421001	DIODE	108	240017060	#6-32X1/4 RHS SCREW
53	N/A	DIODE LOCK WASHER	109	240020022	RUBBER GROMMET
54	N/A	DIODE NUT	110	240420000	CAPACITOR 50uF 370V
55	240411048	ROTOR THRU BOLT	111	248034010	CIRCUIT BOARD ASSY
56	4611	5/16-24 HEX NUT W/KEPS	112	240027064	STARTER SOLENOID STRAP

248012890

ADD (1) 240019002 TERMINAL AFTER ROUTING WIRE THROUGH TRANSFORMER (ONE PASS)

MAKE GROUND CONNECTION AT DUPLEX RECEPT. MTC. SCREW

SUPPLIED WITH ECONOMIZER BOARD

CRIMP CONNECTORS ON AFTER CONDUCTORS ARE PASSED THROUGH OPENING IN CONTROL BOX.

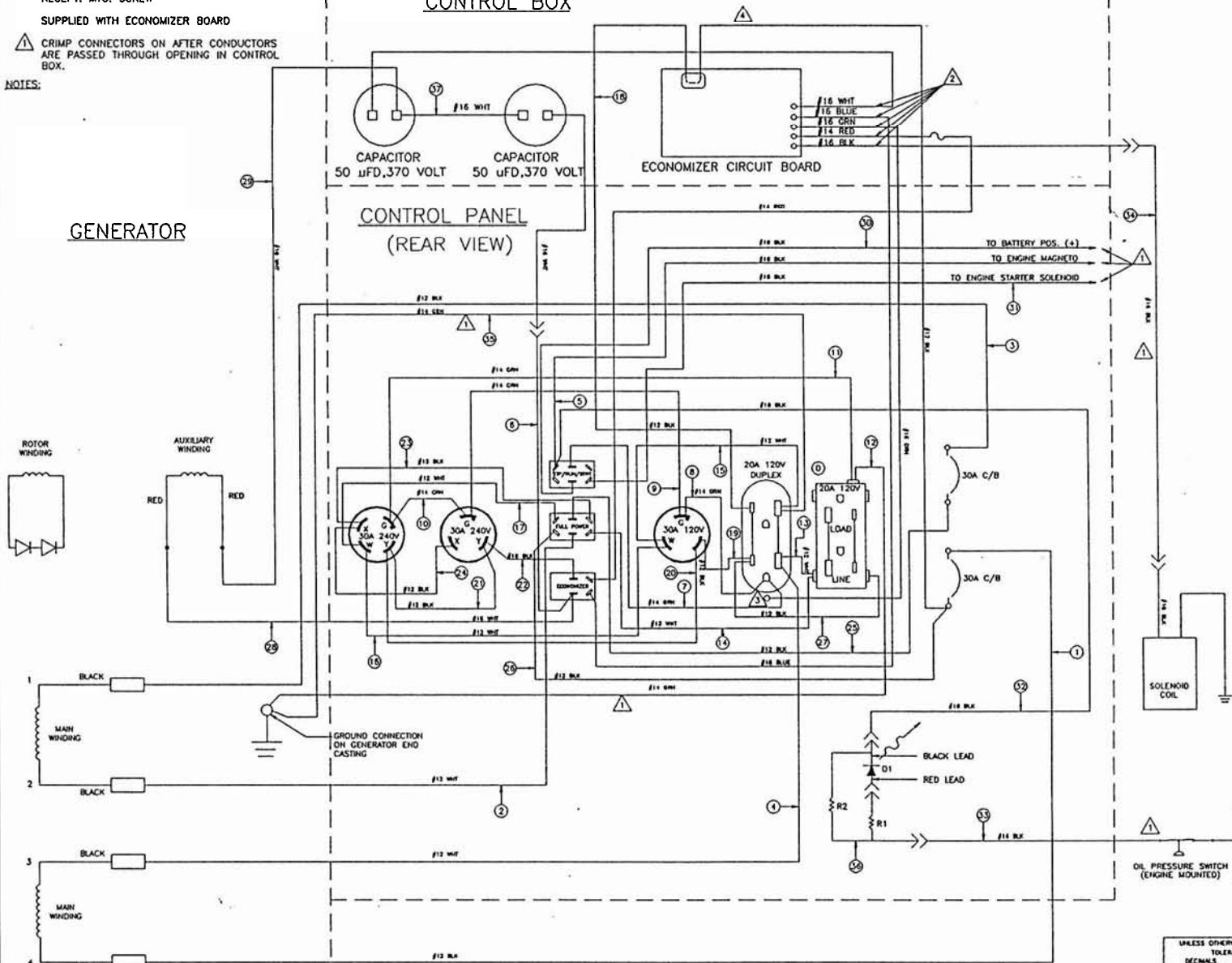
NOTES:

CONTROL BOX

GENERATOR

CONTROL PANEL (REAR VIEW)

ECONOMIZER CIRCUIT BOARD

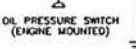
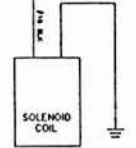


BILL OF MATERIAL

ITEM	PART NUMBER	QTY	DESCRIPTION
1	248015391	1	WIRE ASSEMBLY
2	248016433	1	WIRE ASSEMBLY
3	248015391	1	WIRE ASSEMBLY
4	248014373	1	WIRE ASSEMBLY
5	248069475	1	WIRE ASSEMBLY
6	248066186	1	WIRE ASSEMBLY
7	248064077	1	WIRE ASSEMBLY
8	248044057	1	WIRE ASSEMBLY
9	248044067	1	WIRE ASSEMBLY
10	248044067	1	WIRE ASSEMBLY
11	248044137	1	WIRE ASSEMBLY
12	248045377	1	WIRE ASSEMBLY
13	248044043	1	WIRE ASSEMBLY
14	248046103	1	WIRE ASSEMBLY
15	248044063	1	WIRE ASSEMBLY
16	248044093	1	WIRE ASSEMBLY
17	248046073	1	WIRE ASSEMBLY
18	248046401	1	WIRE ASSEMBLY
19	248044031	1	WIRE ASSEMBLY
20	248044091	1	WIRE ASSEMBLY
21	248044041	1	WIRE ASSEMBLY
22	248046035	1	WIRE ASSEMBLY
23	248046081	1	WIRE ASSEMBLY
24	248044041	1	WIRE ASSEMBLY
25	248065151	1	WIRE ASSEMBLY
26	248065151	1	WIRE ASSEMBLY
27	248044051	1	WIRE ASSEMBLY
28	248026466	1	WIRE ASSEMBLY
29	248026466	1	WIRE ASSEMBLY
30	248069475	1	WIRE ASSEMBLY
31	248069445	1	WIRE ASSEMBLY
32	248076145	1	WIRE ASSEMBLY
33	248086345	1	WIRE ASSEMBLY
34	248087045	1	WIRE ASSEMBLY
35	248045377	1	WIRE ASSEMBLY
36	248187030	1	RESISTOR/DIODE ASSY.
37	248066076	1	WIRE ASSEMBLY

SHEET 2 OF 2
SHEET 1 OF 2 IS A "D" SIZE DWG.

ENGINE



6/29/94	D	REVISED & REDRAWN SEE ECH	7934	JKS
DATE	LET.	REVISION RECORD	E.C.N.	DR.

THE PIERCE CO., INC.
A SUBSIDIARY OF AVIS INDUSTRIAL CORPORATION
UPLAND, CALIF. U.S.A. 91789

UNLESS OTHERWISE SPECIFIED:	
TOLERANCES	
DECIMALS	ANGULAR
.00 & .010	& 1°
.000 & .005	
DRILLED HOLES ±.000, -.000	
EDRAWN	DATE
J. SPEICHER	3/10/94
CHECKED	
APP'D	

SCALE NONE			
RELEASED	COOK	ASSY REF.	COV7500ES
3/14/94	M	B	
ON E.C.N.	PART NO.	248012890	
7841	X		