

## WINCO BRUSHLESS AC GENERATOR - 'DX SERIES'

--1--

DX3300/L, CSADX3300/L

REF #	DESCRIPTION	PART #	3300 QTY		
1	100	ENGINE - KAW. FA210	64474-000	1	1
2					2
3	195	MUFFLER	64473-000	1	3
4	197	EXHAUST BAFFLE	15241-000	1	4
5	198	SUPPORT (MUFFLER)	15185-000	1	5
6	199	CLAMP (MUFFLER)	15243-000	1	6
7					7
8	201	FRONT PANEL ONLY (PAINT)	64460-000	1	8
9					9
10	247	RECEPT. - 120V 5-15R	24749-001	2	10
11	249	RECEPT. - 120V 5-30R	62725-001	1	11
12	257	CIRCUIT BREAKER - 15A	64230-000	2	12
13	259	CIRCUIT BREAKER - 25A	64230-002	1	13
14					14
15	280	CAPACITOR (40mfd/370V)	15051-000	1	15
16	290	END COVER ASMBLY	15112-000	1	16
17	291	END COVER (BARE)	15106-000	1	17
18					18
19	502	THRU-BOLT - 5/16-24	23197-007	1	19
20	503	SHELL BOLTS - 1/4-20	15009-004	4	20
21	511	END BRACKET - ENG END	15053-001	1	21
22	512	END BRACKET - BRG END	15015-001	1	22
23					23
24	514	STATOR ASSEMBLY	15093-000	1	24
25	530	ROTOR ASSY W/BRG & FAN	15045-003	1	25
26	532	BEARING	55223-000	1	26
27					27
28	601	CRADLE	64450-000	1	28
29	602	ENGINE SUPPORT BAR	62832-000	1	29
30	603	SHOCK MOUNT	71605-003	4	30
31					31
32	610	UNIT TOP COVER, FORMED	64462-001	1	32
33	611	FUEL TANK - 3.5 GALLON	64406-000	1	33
34	613	FUEL CAP/GAUGE	62396-004	1	34
35					35
36	614	FUEL FILTER	62496-000	1	36
37	615	FUEL CUT OFF VALVE	64091-000	1	37
38	616	PANEL, FUEL VALVE	64461-000	1	38
39	620	BAFFLE, TANK	64463-000	1	39
40					40

Muffler

62296-000

--10-Oct-90 --

93252 - REPAIR PARTS LIST

60701-078

WINCO BRUSHLESS AC GENERATOR - 'DX SERIES'

--2--

DX3300/L, CSADX3300/L

REF #	DESCRIPTION	PART #	3300 QTY	
41 901	DECAL SET - SAFETY	15209-000	1	41
42	CSA PARTS - DECALS	15140-100	*	42
43 902	DECAL - DX3300	64214-017	1	43
44 906	NAMEPLATE	63966-000	1	44
45 998	OPERATORS MANUAL	60706-078	1	45

\* USED ON CSA MODELS ONLY - FACTORY INSTALLATION REQUIRED

FOLLOWING INFORMATION IS FOR REFERENCE ONLY

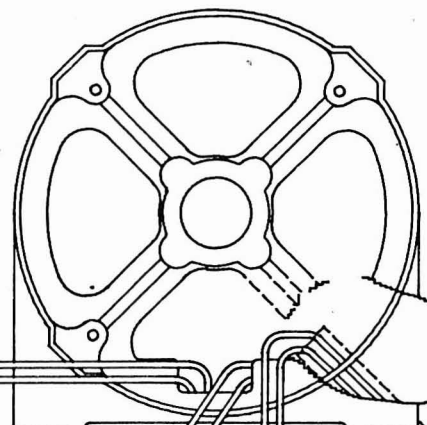
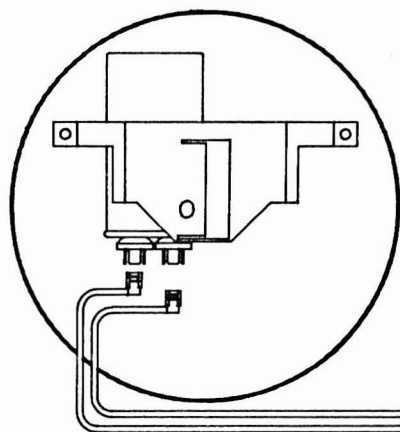
000	COMPLETE UNIT ASMBLY. STD	15140-001	#	
	COMPLETE UNIT ASMBLY. CSA	15140-003	#	
200	CONTROL PANEL ASSEMBLY	15173-000	1	
500	GEN. ASSY. - COMPLETE	15041-009	1	
535	FAN	15136-001	1	
566	RECTIFIER - STD POLARITY	15047-001	1	
567	RECTIFIER - REV POLARITY	15047-002	1	

UNIT MODEL SERIES	DX3300
AC RESIDUAL VOLTS	7.0 VAC L-L
FIELD RESISTANCE	1.9 OHMS
SCHEMATIC DIAGRAM	B-15135
WINDING SPEC (SS#)	1530
ARM CONNECTION (AC#)	369

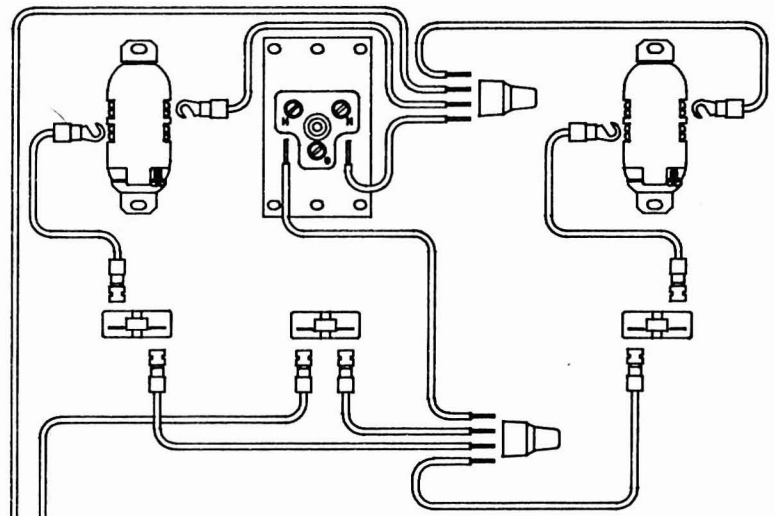
--10-Oct-90 --

93252 - REPAIR PARTS LIST

60701-078



WIRING DIAGRAM



MODEL	<b>DX3300</b>
SD-15173	ISSUE 2