

Wiring Diagram C57266
 Schematic N/A
 Generator Parts
 Unassembled A57403
 Complete Unit
 Part # C57244

 REPAIR
 PARTS LIST
 #503

Size 4000 Watts
 Drive Direct
 Type Four Pole
 Unit Model # 4PDS-3E/A

<u>DESCRIPTION</u>	<u>PART #</u>	<u>QTY.</u>	<u>DESCRIPTION</u>	<u>PART #</u>	<u>QTY.</u>
Armature	55145	1	Control Box Assy.	57262	1
Armature Bearing	55223	1	Cover Assy.	51580	1
Armature Thru Bolt	55146	1	Front Panel (Bare)	56324-3	1
			Rear Panel (Bare)	57265	1
Fan Assy.	55101	1	Receptacle (115)(20A)	56279	1
Fan Washer	23558	1	Receptacle (250)(20A)	56281	1
Fan Lockwasher	55224	1	Receptacle (115)(20A)	50766	1
Fan Nut	23605	1	Resistor (Charge)	41254	1
			Heat Sink &		
Field Coil	55261	1	Diode Assy.	47731	1
Field Coil	55261-1	1	Start Stop Switch	52029	1
Field Coil	55261-2	1	Fuse	45798	1
Field Coil	55261-3	1	Fuse Holder	2489	1
Shell & Bracket Assy.	57404	1	Transformer	43945	1
Pole Shoe	23550	4			
Pole Shoe Retainer	23552	4			
Engine Adaptor Brkt.	55258	1			
Adaptor Brkt. Screw	24707	4			
End Cover Assy.	55007	1			
Brush Rack Assy. (Complete)	55262	1			
A. C. Brush	23607	6			
A. C. Brush Holder	23500	6			
A. C. Condenser	41221	1			
A. C. Condenser	54977	1			
Excitation Rectifier & Plate Assy.	55496	1			
Frame	57391	1			

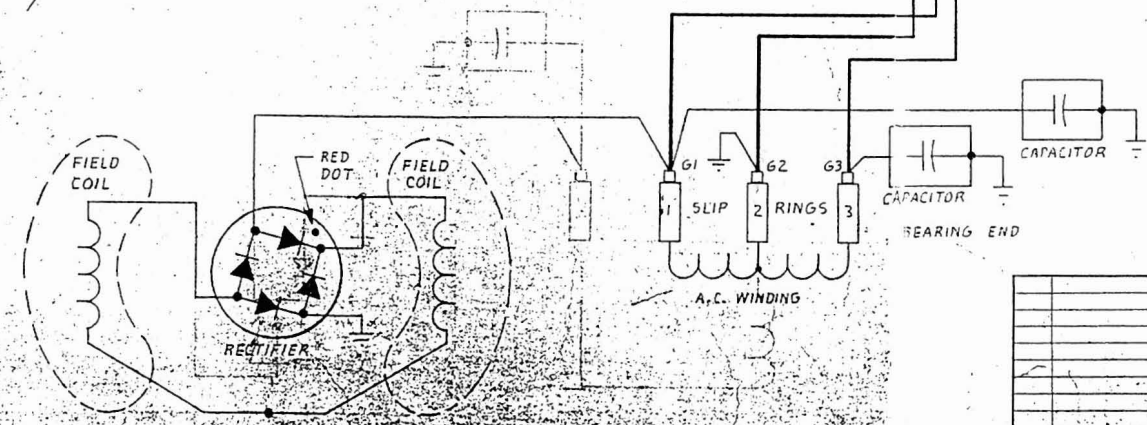
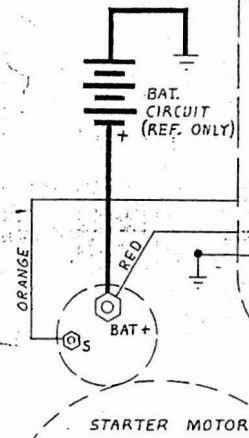
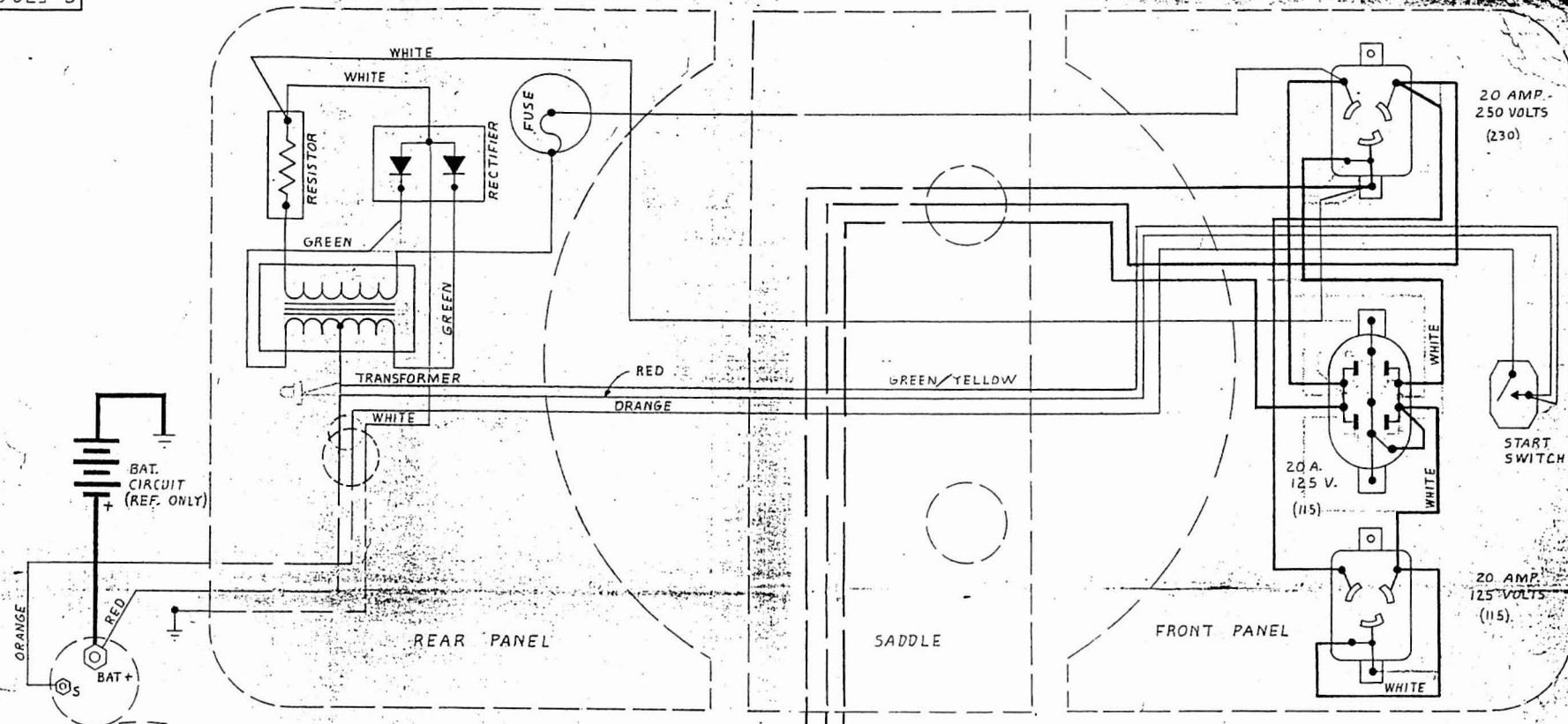
ENGINE MAKE Petter Diesel MODEL # PH1 PART # 57144

WINCO

Division of Dyna Technology, Inc.
 225 South Cordova St. / LE CENTER, MINNESOTA 56057
 Phone: (612) 357-6821

RPL#503

Feb. 78



- NOTES:
1. CONDUCTORS ARE SHOWN IN DASHED LINES WHEN THEY PASS THROUGH THE SURFACE ON WHICH THEY ARE DRAWN.
 2. COLOR ADJACENT TO LEAD INDICATES COLOR OF INSULATION, WHERE NO COLOR IS INDICATED COLOR IS BLACK.

4LDS-3E/B
C-57266

RELEASED FOR PRODUCTION
DEC 15 1961
DYNA TECHNOLOGY, INC.
(Formerly WINCHARGER CORP.)

ALL DIMENSIONS GIVEN IN INCHES—WORK TO DIMENSIONS—DO NOT SCALE—SAMPLE MUST BE APPROVED BY ENGINEERING DEPT BEFORE PROCEEDING WITH PRODUCTION											
TOLERANCES: DIMENSIONS OTHERWISE SPECIFIED: FRACTIONS: DECIMALS ± .005 PUNCHED HOLES ± .004 ± .000											
DRAWN BY	DATE	CHECK BY	DATE	APPROVED BY	DATE						
E.D.G.	11-26-73	B.K.H.	7-22-74	B.K.H.	7-22-74						
MATERIAL:											
FINISH:											
ASSY:											
C-57243 WIRING DIAGRAM											