



# **ILLUSTRATED PARTS LIST**

**ULPSS21-3/A**

**ULPSS21-4/A**

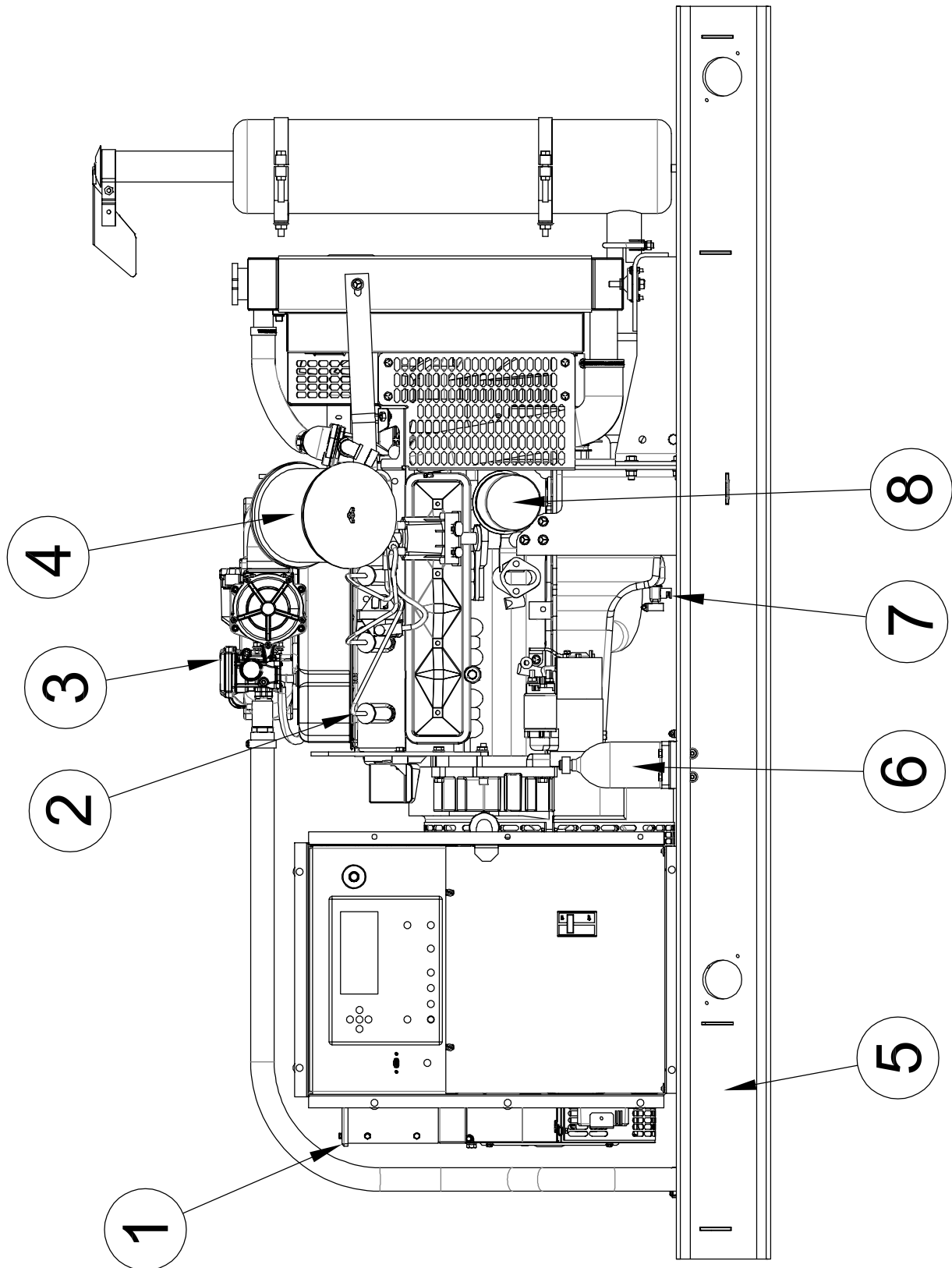
**ULPSS21-17/A**

**ULPSS21-18/A**

**WITH DSE 7110 & DSE7310  
ENGINE CONTROL**

**225 S. CORDOVA AVE.  
LECENTER, MN 56057  
507-357-6821  
SERVICE DEPT.  
507-357-6831  
wincogen.com**

# GENERATOR ASSEMBLY



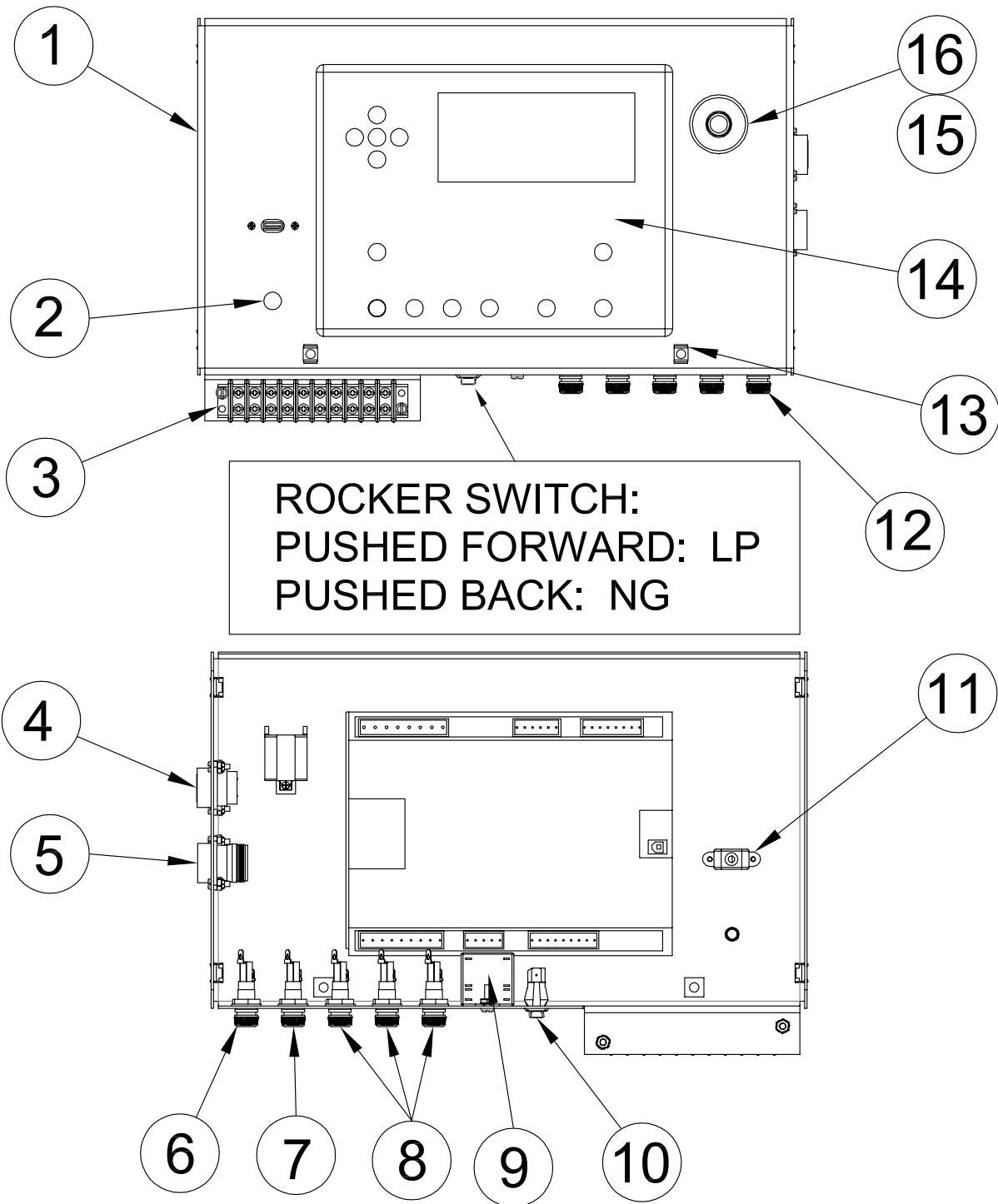
REF #	PART NUMBER	QTY	DESCRIPTION
1	SEE TABLE	1	Stamford Newage Generator
2	R42LTS	4**	Spark Plug
3	351987-1	1	3.0 L Certified GM Engine
4	F1-15UL	1*	Air Filter Assembly
5	99309-120	1	Base Assembly
6	99682-018	1	Block Heater Assembly
7	98906-009	1	Oil Drain Valve
8	PF454	1**	Oil Filter
NI	98956-001	4	Shock Mounts
NI	55505-000	3 FT	Oil Drain Hose
NI	99317-001	1	Battery Tray
NI	53220-036	1	Negative (-) Battery Cable
NI	53220-045	1	Positive (+) Battery Cable
NI	99420-021	1	DC Engine Harness
NI	350818-3	1	Voltage Regulator AS480UL
NI	Not Illustrated		
*	IMPCO Part #		
**	AC Delco Part #		

MODEL #	STAMFORD NEWAGE MODEL #	WINCO PART #
ULPSS21-3/A	PI144D1J 4-LEAD	350005-012
ULPSS21-4/A ULPSS21-17/A ULPSS21-18/A	PI144E1L 12-LEAD	350005-013



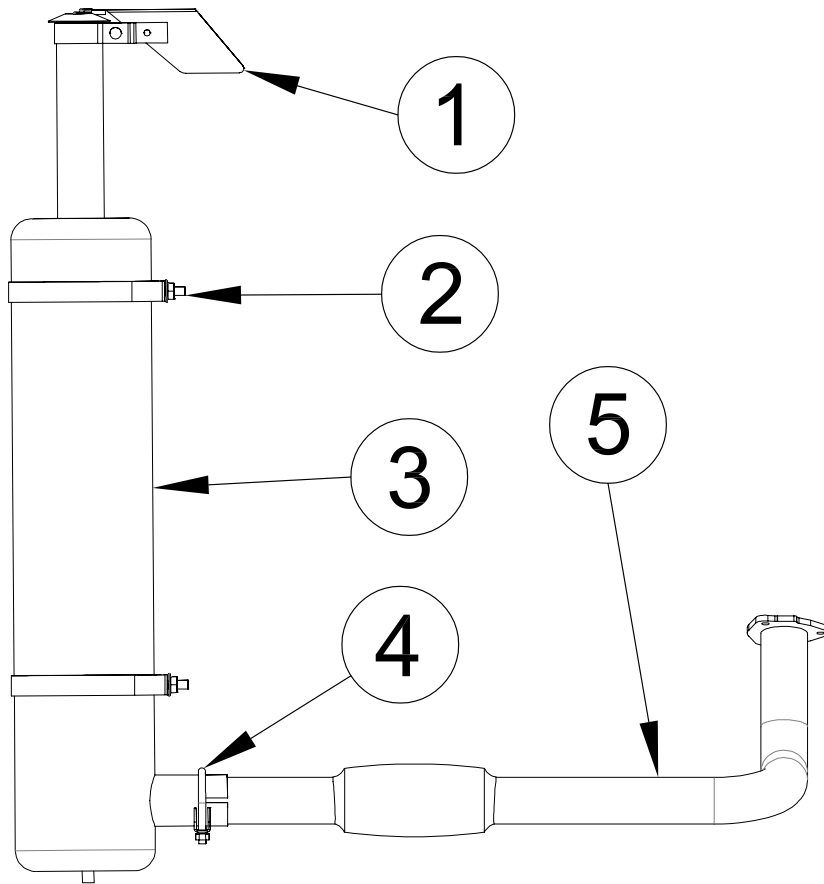
REF #	PART NUMBER	QTY	DESCRIPTION
1	351112-4	1	DSE 7310 Controller
2	1660-001	1	Advance Power Insert
3	16601-001	1	LED Legend Insert
4	99783-001	1	Emergency Stop Switch
5	92495-000	6	Retainer Nut
6	64089-000	1	SPST Rocker Switch
7	92844-005	1	USB Cable
8	99826-196	1	DC Box
9	59944-017	1	DPDT Relay 12VDC 10 Amp
10	95064-002	3	2 Amp Fuse
11	95064-000	1	3 Amp Fuse
12	95064-006	1	10 Amp Fuse
13	2489-001	5	Fuse Holder
14	96925-006	1	16 Pin Connector
15	96925-002	1	14 Pin Connector
16	351900-11	1	Connector Plate
17	99783-002	1	E Stop Contact
18	64576-019	1	Remote Terminal Decal
19	80623-006	1	10 Point Terminal Block
20	99055-038	1	Control Panel

# ENGINE CONTROL ASSEMBLY WITH DSE7110



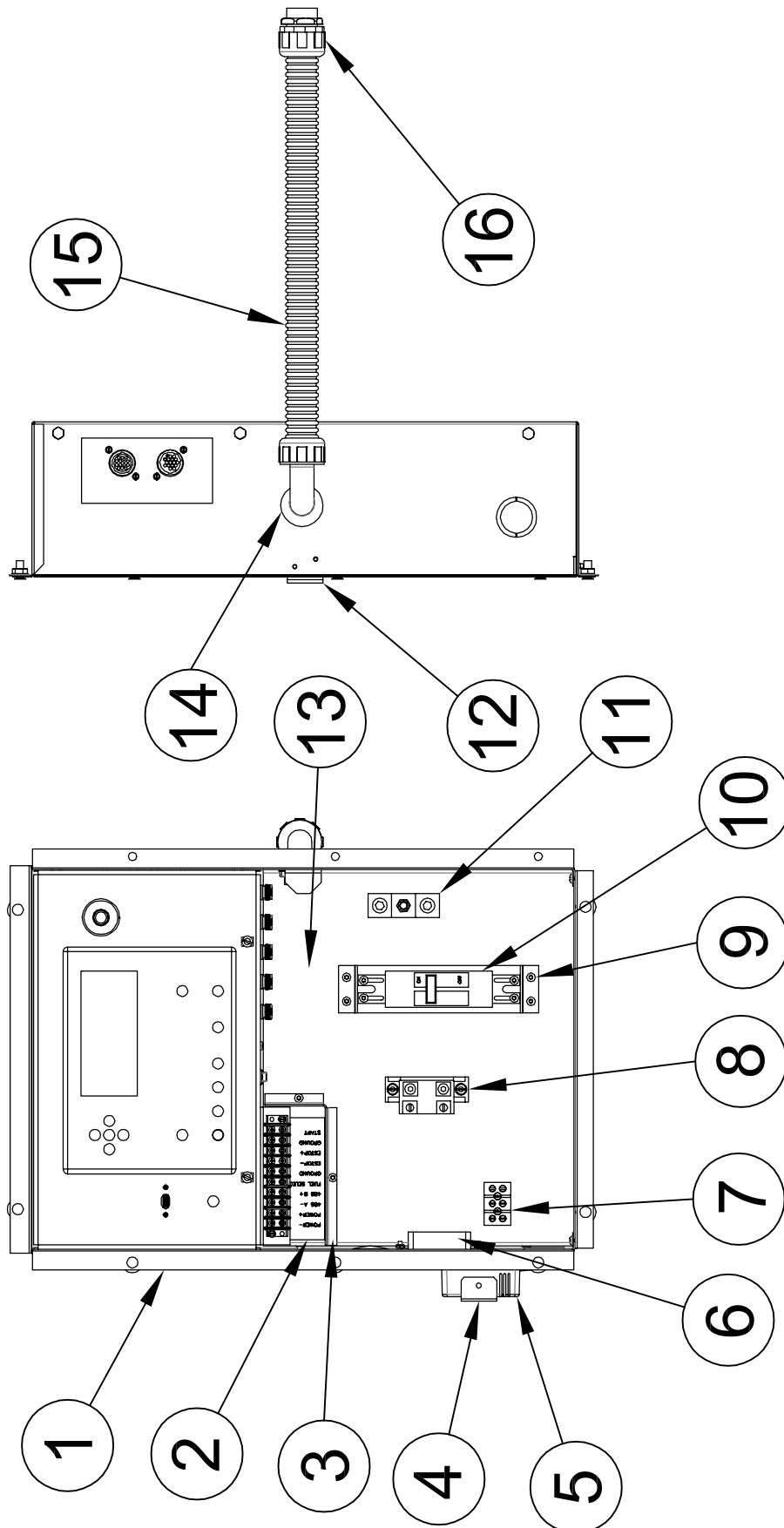
REF #	PART NUMBER	QTY	DESCRIPTION
1	99055-029	1	Control Panel
2	54874-001	1	3/8" Hole Plug
3	80623-006	1	10 Point Terminal Block
4	96925-002	1	14 Pin Connector
5	96925-006	1	16 Pin Connector
6	95064-006	1	10 Amp Fuse
7	95064-000	1	3 Amp Fuse
8	95064-008	1	2 Amp Fuse
9	59944-017	1	DPDT Relay
10	64089-000	1	Rocker Switch
11	92844-003	1	USB Cable 12"
12	92495-000	6	Tinnerman Nut
13	2489-001	5	Fuse Holder
14	351112-3	1	Deep Sea 7110 Engine Controller
15	99783-001	1	Emergency Stop Button
16	99783-002	1	Emergency Stop Contact

## EXHAUST ASSEMBLY



REF #	PART NUMBER	QTY	DESCRIPTION
1	53111-007	1	2" Rain Cap
2	350264-2	2	6" Mounting Band
3	80519-015	1	Critical Grade Muffler
4	93489-011	1	2.25" Muffler Clamp
5	99298-028	1	Exhaust Flex with Flange

# CONTROL CABINET ASSEMBLY

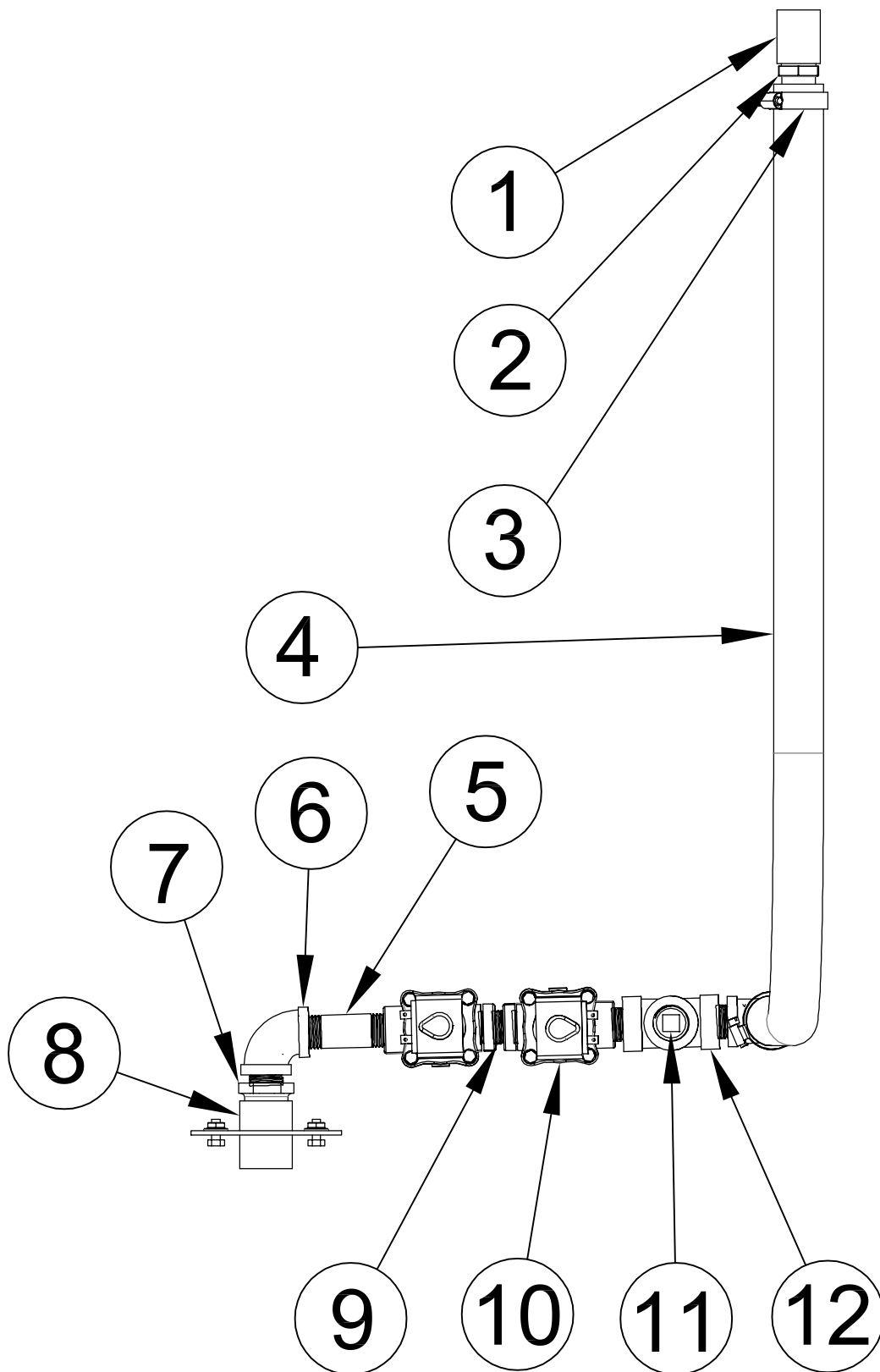




REF #	PART NUMBER	QTY	DESCRIPTION
1	99826-130	1	Circuit Breaker Cabinet
2	64576-016	1	Remote Terminal Decal
3	99826-196	1	DC Box
4	300308-410	1	Battery Tender Hold Down
5	16287-000	1	.75 Amp Battery Tender
6	24749-000	1	Duplex Receptacle
7	51795-000	1	3 Point Terminal Block
8	350124-3	1	100 Amp Neutral Assembly
9	SEE TABLE	1	Circuit Breaker Riser
10	SEE TABLE	1	Circuit Breaker
11	58060-000	1	Ground Terminal Lug
12	99826-194	1	Door Latch
13	SEE TABLE	1	Circuit Breaker Panel
14	16482-000	1	90° Conduit Fitting
15	16483-006	18"	Flexible Conduit
16	16482-001	1	Straight Conduit Fitting
NI	SEE TABLE	1	MLCB Cover
NI	Not Illustrated		

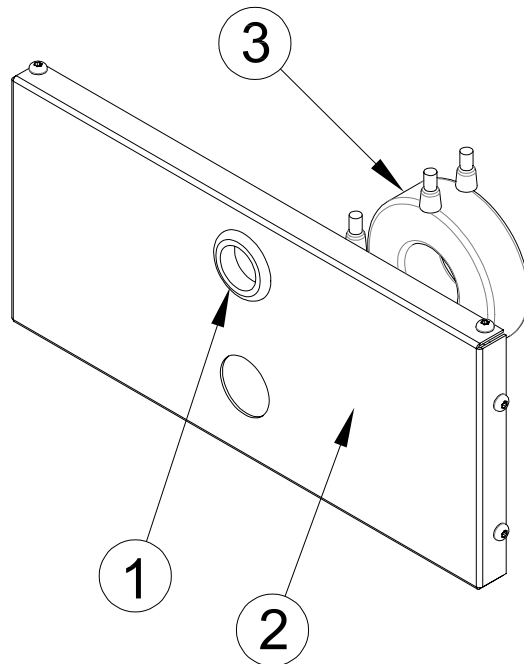
WINCO MODELS	PART NUMBER	DESCRIPTION
ULPSS21-3/A	92072-000 58805-005 92076-011 99826-120	CB RISER 90 AMP 2-POLE BREAKER CB PANEL CB COVER PANEL
ULPSS21-4/A	92072-001 82584-001 92076-012 99826-121	CB RISER 70 AMP 3-POLE BREAKER CB PANEL CB COVER PANEL
ULPSS21-17/A	92072-002 82584-001 92076-013 99826-122	CB RISER 70 AMP 3-POLE BREAKER CB PANEL CB COVER PANEL
ULPSS21-18/A	81097-052 92076-014 99826-123	35 AMP 3-POLE BREAKER CB PANEL CB COVER PANEL

# VAPOR FUEL SYSTEM ASSEMBLY



REF #	PART NUMBER	QTY	DESCRIPTION
1	22766-000	1	3/4" Pipe Coupling
2	92388-004	2	Hose Fitting
3	81018-004	2	Hose Clamp
4	49409-012	56"	1" I.D. Propane Hose
5	54074-001	1	3/4" X 3-1/2" Pipe Nipple
6	50244-000	2	90° Pipe Elbow
7	81077-000	1	1" X 3/4" Reducer
8	99065-000	1	Fuel Weldment
9	54074-006	4	3/4" X 1-1/2" Pipe Nipple
10	42942-000	2	Solenoid
11	93564-000	1	Pipe Plug
12	94907-000	1	3/4" X 3/4" X 3/4" Pipe Tee

# GENERATOR MODIFICATION ASSEMBLY



REF #	PART NUMBER	QTY	DESCRIPTION
1	62486-000	1	Grommet
2	64702-003	1	Generator Front Panel
3	SEE TABLE	2 or 3	Current Transformer
NI	SEE TABLE	1	AC Harness Assembly
NI	Not Illustrated		

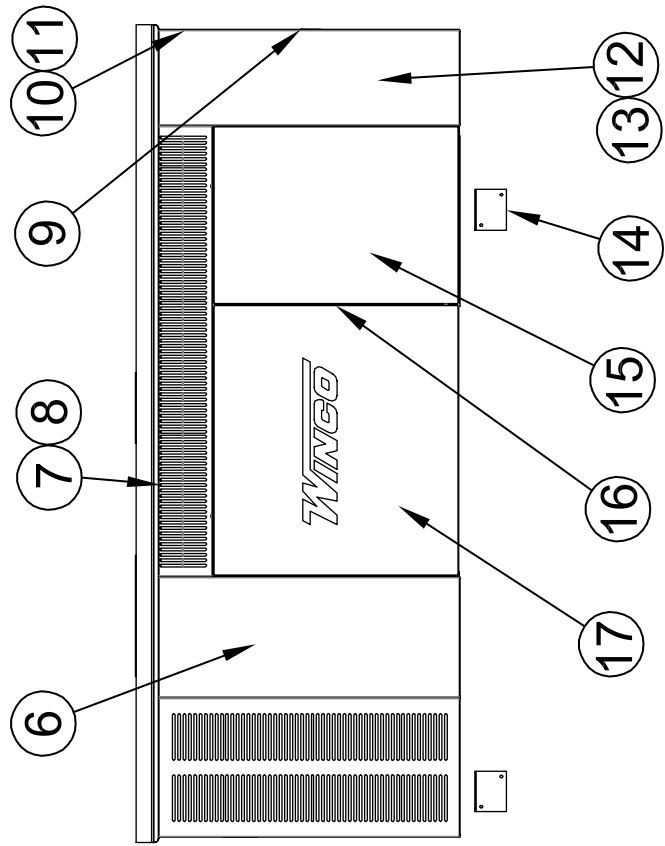
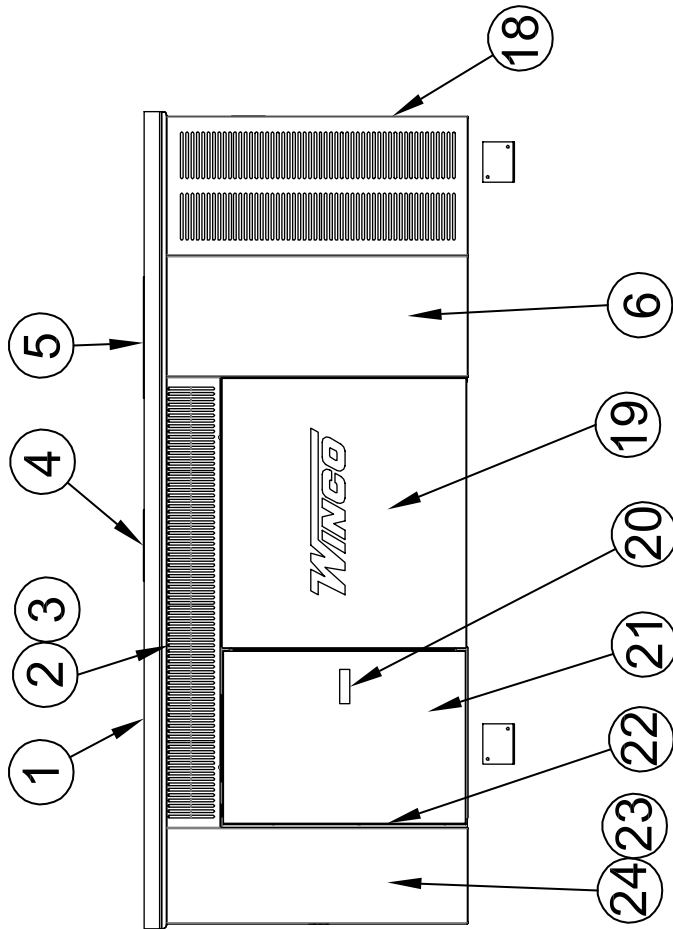
MODEL #	PART #	QTY	DESCRIPTION
ULPSS21-3/A	80124-004	2	150 to 5 Amp Current Transformer
ULPSS21-4/A ULPSS21-17/A ULPSS21-18/A	80124-004	3	150 to 5 Amp Current Transformer

MODEL #	PART #	QTY	DESCRIPTION
ULPSS21-3/A	99347-014	1	AC Harness
ULPSS21-4/A ULPSS21-17/A ULPSS21-18/A	99347-015	1	AC Harness

# HOUSING ASSEMBLY

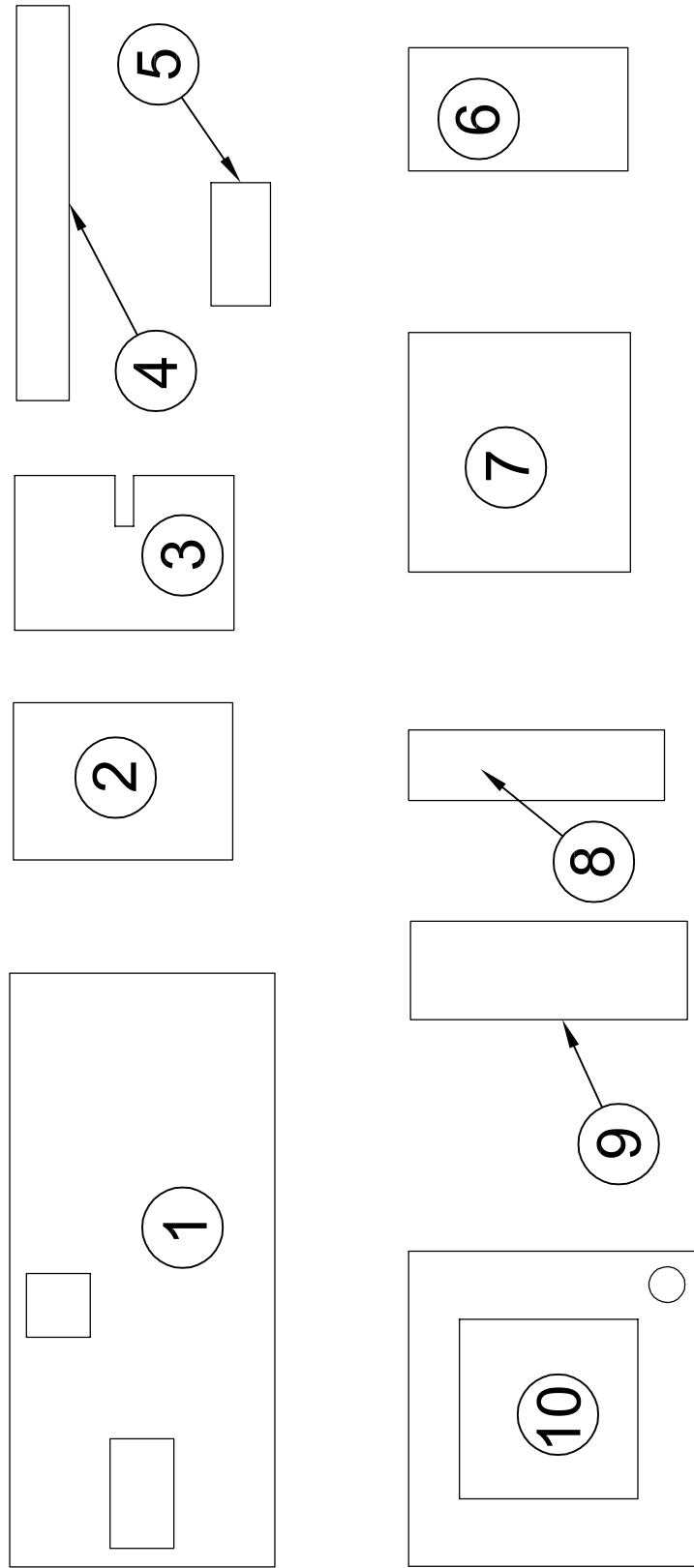
## RIGHT SIDE

## LEFT SIDE



REF #	PART NUMBER	QTY	DESCRIPTION
1	99515-020	1	Roof
2	99378-120S	1	Right Side Sill Baffle
3	99078-021	1	Right Side Sill
4	99515-011S	1	Roof Access Cover Oil Level
5	99515-013S	1	Roof Access Cover Radiator
6	99071-039	1	Radiator Housing
7	99078-022S	1	Left Side Sill
8	99378-121S	1	Left Side Sill Baffle
9	99100-033S	1	Rear Center Panel
10	99378-130S	1	Rear Sill Baffle
11	99100-032S	1	Rear Sill
12	99067-031S	1	Left Rear Corner Post
13	99378-132S	1	Left Rear Baffle
14	99060-000S	4	Base Cover Plate
15	99100-022S	1	Left Side Small Panel
16	99333-018S	1	Door Stop
17	99100-021S	1	Left Side Large Panel
18	99071-040	1	Front Housing
19	99100-020S	1	Right Side Large Panel
20	95229-005	1	Door Latch
21	15680-058S	1	Door
22	98375-031	1	Hinge
23	99067-032S	1	Right Rear Corner Post
24	99378-131S	1	Right Rear Baffle
NI	99225-006S	2	Roof Support
NI	99095-030	1	Foam Kit
NI	91682-002	10	Stud ¼ Turn - Bail Style
NI	91683-000	10	Recpt. Turn - Clip Nut
NI	91684-000	10	Retainer ¼ Turn - Split Ring
NI	65000-003	8	¼"-20 X 5/8" Thumb Screw
NI	95706-000	55"	1" Foam Strip
NI	62912-002	2 FT	3/8" Wide X 1/16" Foam Strip
NI	62912-000	7 FT	½" Wide X 1/8" Foam Strip
NI	Not Illustrated		

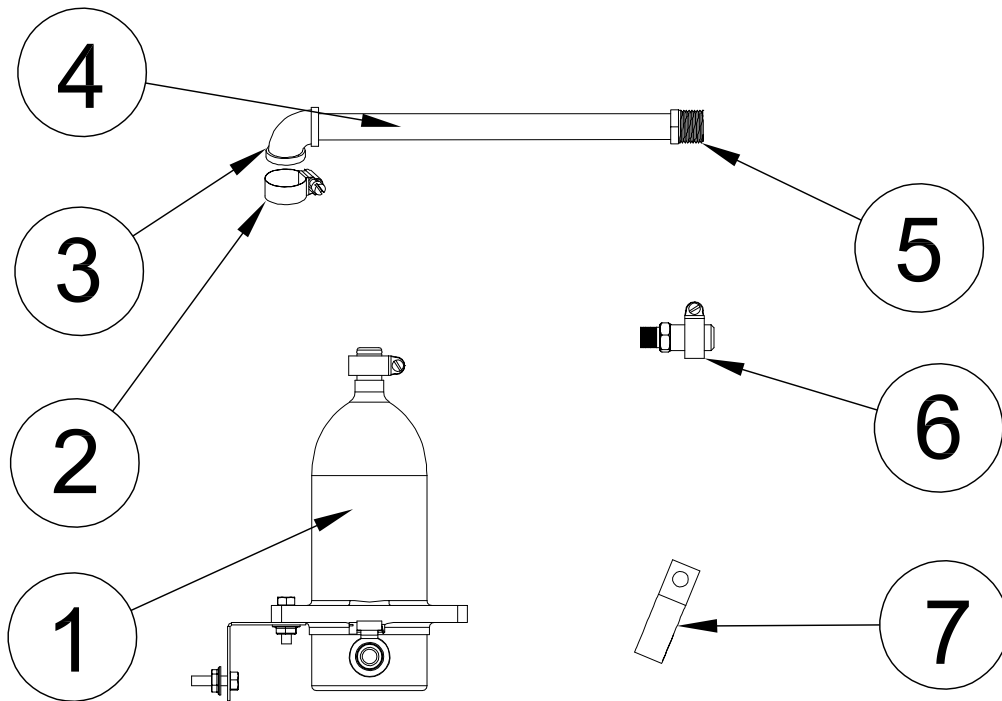
# ACOUSTIC FOAM PIECES



DRAWN WITH RELEASE LINER UP

REF #	PART #	QTY	DESCRIPTION
1	99393-141S	1	Roof Foam
2	99393-136S	1	Rear Side Panel Foam
3	99393-137S	1	Door Foam
4	99393-134S	2	Side Sill Foam
5	99393-139S	1	Rear Sill Foam
6	99393-140S	1	Rear Panel Foam
7	99393-135S	2	Side Panel Foam
8	99393-138S	2	Rear Baffle Foam
9	99393-133S	2	Radiator Housing Sides
10	99393-132S	1	Radiator Housing Foam

## BLOCK HEATER ASSEMBLY

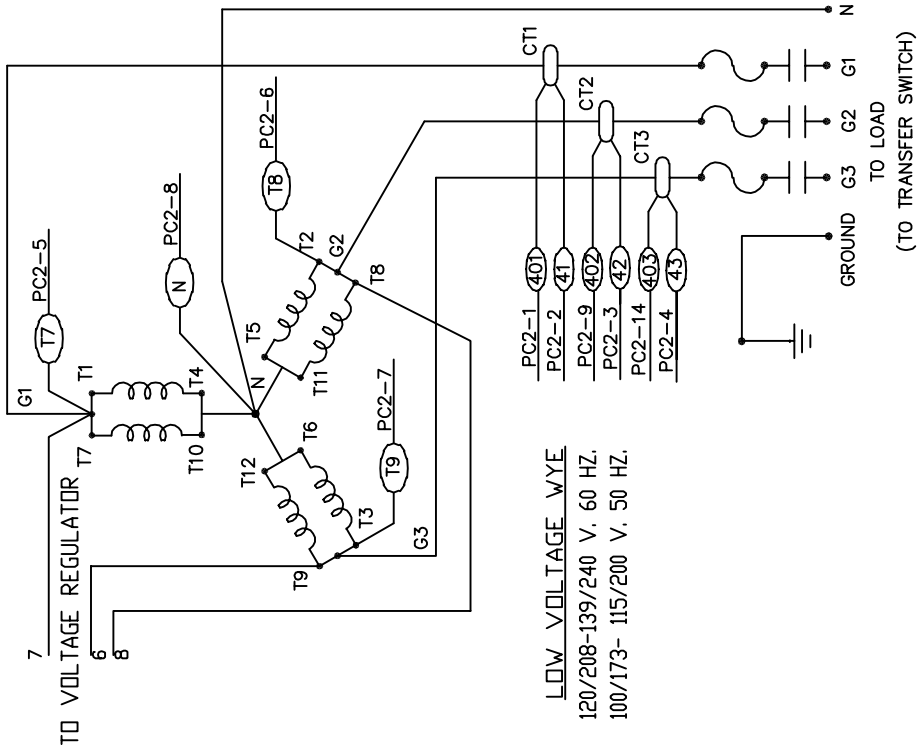


REF #	PART NUMBER	QTY	DESCRIPTION
1	80781-003	1	1000W 120V Tank Heater
2	81018-005	4	Hose Clamp
3	53196-000	1	3/8" Pipe Elbow
4	16456-012	1	3/8" X 10" Pipe Nipple
5	56372-000	1	Reducer
6	350341	1	Hose Fitting
7	97391-008	1	Tube Clamp
NI	93689-001	8 FT	5/8" Hose
NI	Not Illustrated		

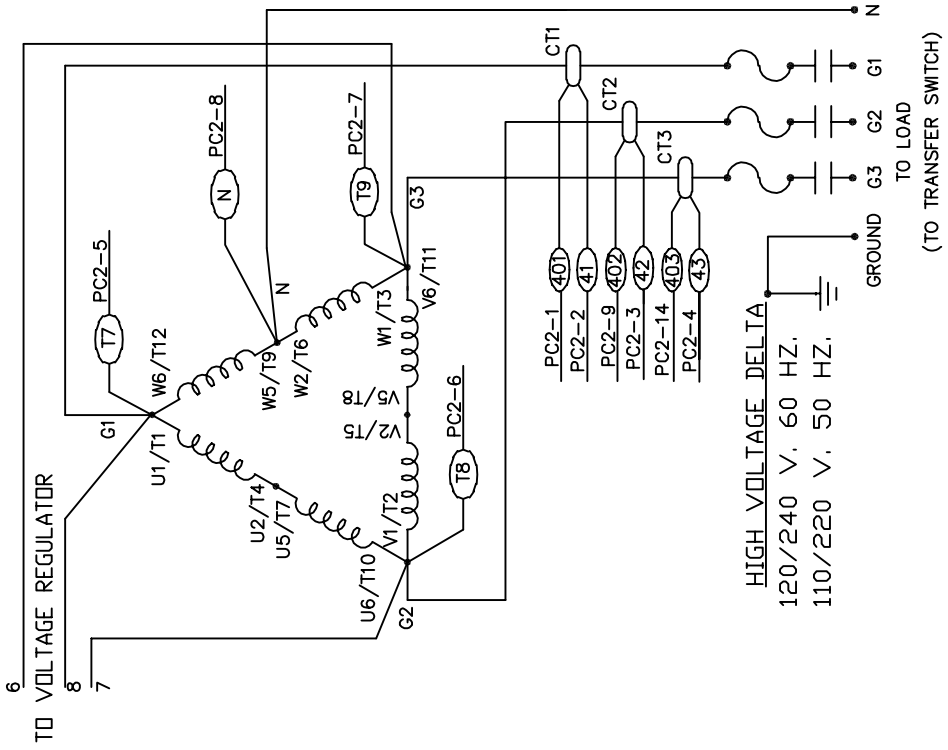




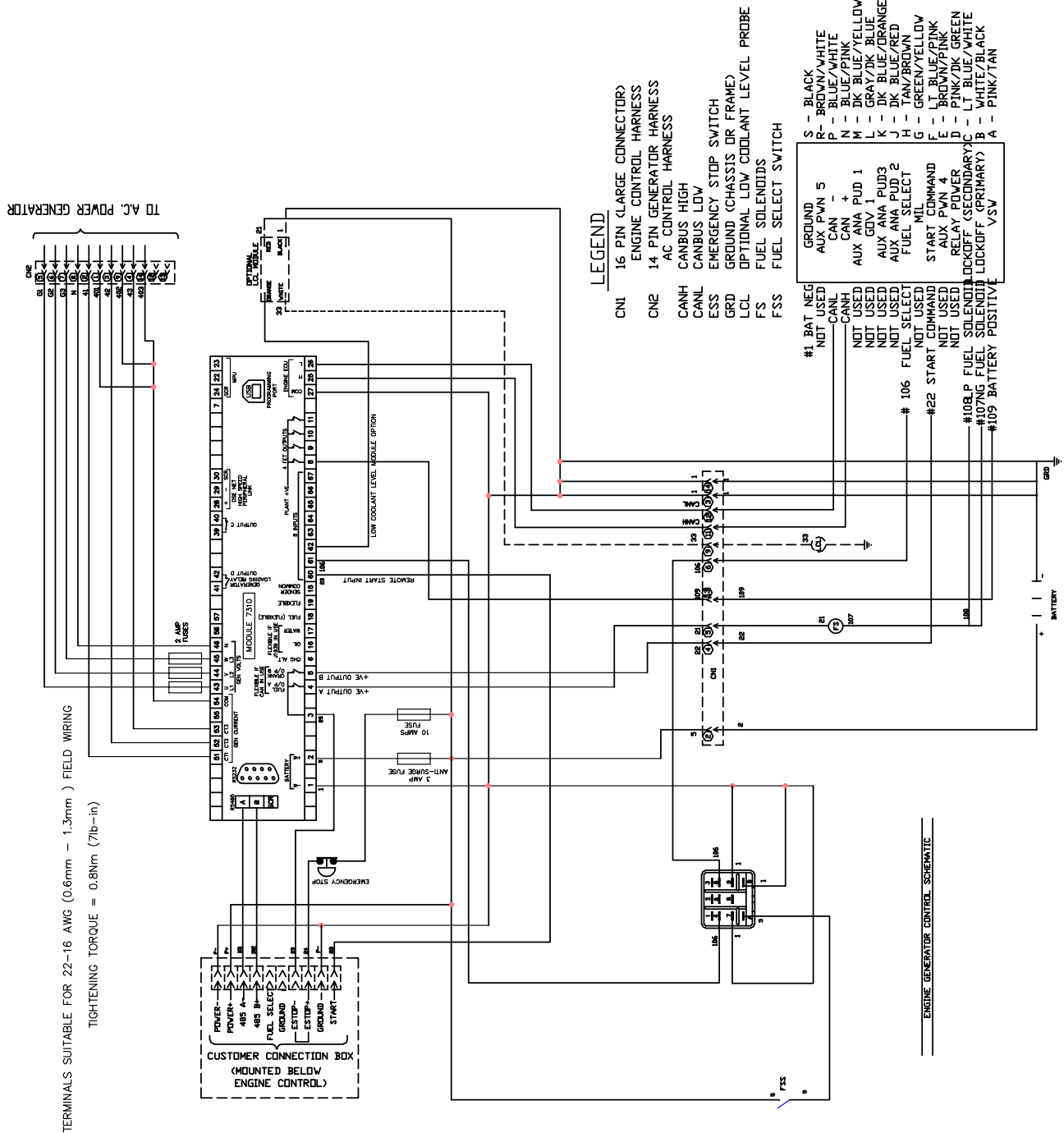
# ULPSS21-4/A



# ULPSS21-17/A



# DC WIRING SCHEMATIC DSE7110



# DC WIRING SCHEMATIC DSE7310

