


Rugged Steel Design



Honda GX630 Commercial Engine



Brushless Industrial Genend



Low Oil Protection

In the event there is low oil level, the engine will shut down, protecting the engine from damage.

Wrap Around Cradle

We use 14 gauge steel to provide industrial strength support.

Fuel Tank

The EPA approved 15 gallon steel fuel tank design eliminates hydrocarbon emissions.

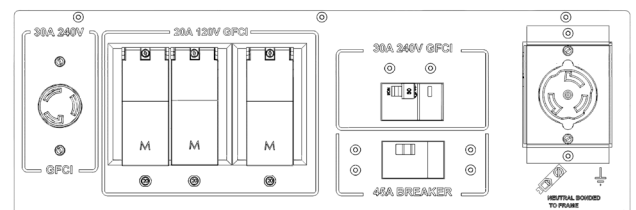
Premium Circuit Breakers

Provides clear and instant identification of a tripped circuit.

Full Load Tested

We load test every generator before it leaves our facility.

Receptacle Panel



SPECIFICATIONS

WL12000HE 50 AMP

ENGINE

ENGINE BRAND	HONDA
ENGINE MODEL	GX630
ENGINE STARTER	ELECTRIC
ENGINE SPEED	3600 RPM
ENGINE CYLINDERS	V-TWIN
DISPLACEMENT/TYPE	688 CC / OHV
FREQUENCY REGULATION ⁽¹⁾	+/- 3%
LOW OIL PROTECTION	STANDARD
RECOMMENDED OIL ⁽²⁾	10W-30
OIL CAPACITY	2.1 QT
FUEL TANK	15 GAL
FUEL GAUGE	YES
FULL LOAD RUN TIME ⁽³⁾	9.4 HOURS
FUEL CONSUMPTION	GAL/HR
100%	1.59
75%	1.19
50%	0.79
25%	0.40
BATTERY SIZE ⁽⁴⁾	BCI GROUP U1 300CCA

NOTES: (1) Steady state frequency regulation. (2) The recommended oil is for normal applications. See operator's manual for the recommended oil for your needs. (3) Run time is estimated. (4) Battery not included.

OPTIONAL ACCESSORIES

FOUR-WHEEL DOLLY KIT	WITH FLAT-FREE TIRES
COVER	45" x 32" x 30"
50A PLUG	CS6365
BATTERY	BCI GROUP U13 00 CCA
MAINTENANCE KIT	16200-005

ELECTRICAL

STARTING WATTS	12,000
RUNNING WATTS	10,800
RUNNING AMPS @ 120 VAC	90
RUNNING AMPS @ 240 VAC	45
VOLTAGE REGULATION	CAPACITOR +/- 5%
MAIN CIRCUIT BREAKER	45 AMP, 240V (GFCI)
BONDED NEUTRAL	YES
120 VOLT RECEPTACLES	(3) NEMA 5-20 20A (GFCI)
120/240 VOLT RECEPTACLES	(1) CS6369 50A T-L
240 VOLT RECEPTACLES	(1) NEMA L6-30R 30A (GFCI)


GENSET

MOTOR STARTING (CODE G)	5 HP
DBA @ 7 METERS	77
TOTAL HARMONIC DISTORTION	< 6%
LIFTING EYE ⁽¹⁾	STANDARD
4-WHEEL DOLLY KIT	OPTIONAL
INSULATION	CLASS H
PROTECTIVE ROLL FRAME	1.25" DIA. 14 GA. STEEL
ASSEMBLED IN	USA
EPA APPROVED	YES
CARB APPROVED	YES
CSA APPROVED	NO
UNIT WARRANTY ⁽²⁾	2 YEARS COMMERCIAL

NOTES: (1) Shipping eye shipped loose. (2) For more generator warranty, see operator's manual.

SHIPPING

SHIPPING DIMENSIONS (L x W x H)	50" x 32" x 31"
SHIP WEIGHT	420 LBS
FREIGHT CLASS	70



Specifications are subject to change without notice.