

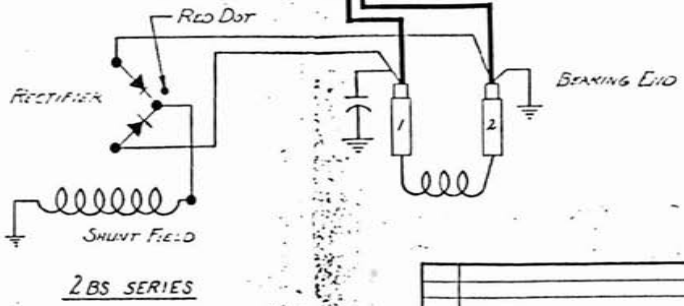
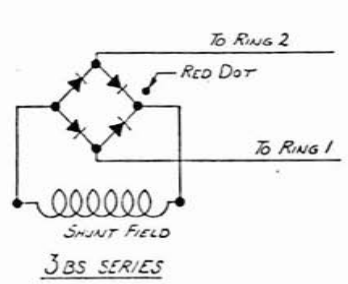
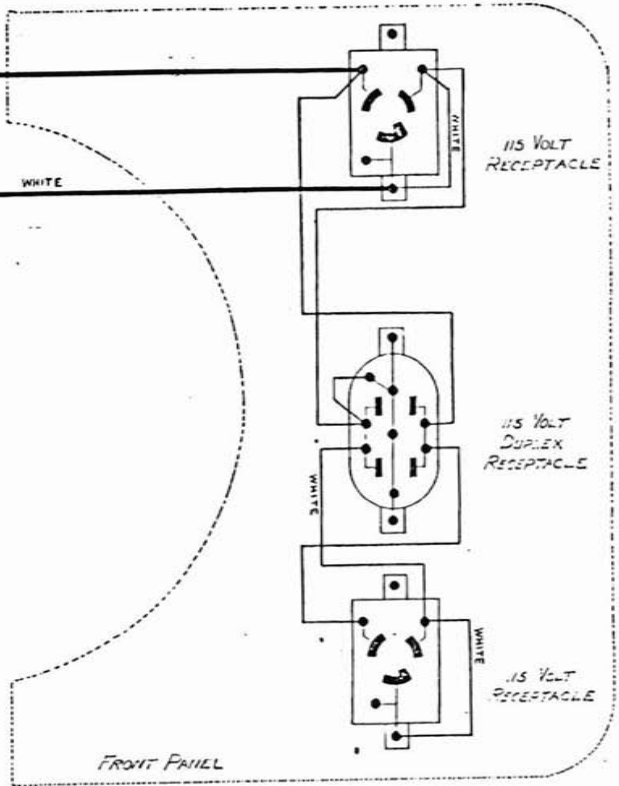

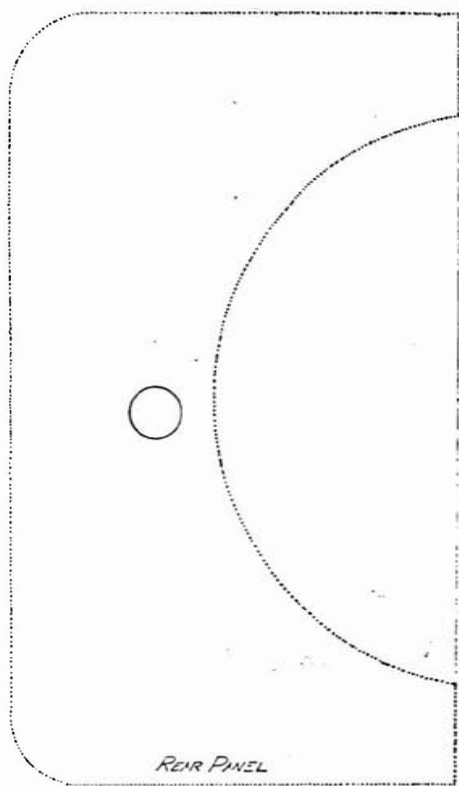
Model 3BS-1M/B

SS 2000

Parts List

<u>Qty.</u>	<u>Part No.</u>	<u>Description</u>
1	59245	Wrap Around Cradle
1	23754	Sub Frame
8	20191	Shock Mounts
4	47509	Shock Mounts
1	24211-1	End Bracket
1	23197-7	Thru Bolt
1	58288-1	Shell Coil Ass'y
1	58218	Field Coil
1	58218-1	Field Coil
1	58218-2	Field Coil
1	58218-3	Field Coil
4	40091	Pole Shoes
4	40092	Pole Shoe Ret.
1	58290	Brush Rack
1	55143	Rectifier
1	58287	Armature
4	23500	A.C. Brush Holder
4	23607	A.C. Brush
1	54977	Capacitor
1	55101	Fan Ass'y
1	55007	End Cover
1	58921	Control Box
1	58634	Shell & Brkt. Ass'y
1	53884	Engine (Spare parts for engine not furnished by Winco)





NOTES:  
 1. CONDUCTORS ARE SHOWN IN DASHED LINES WHEN THEY PASS UNDER THE PANEL.  
 2. COLOR ADJACENT TO CONDUCTOR INDICATES COLOR OF INSULATION.

ALL DIMENSIONS GIVEN IN INCHES—WORK TO DIMENSIONS—DO NOT SCALE—SAMPLE PART BE APPROVED BY DYNA TECHNOLOGY ENGINEERING DEPT BEFORE PROCEEDING WITH PRODUCTION—TOLERANCES (UNLESS OTHERWISE SPECIFIED) FRACTIONS ± 1/8 DECIMALS ± .005 PUNCHED HOLES ± .004 ± .000							
DESIGNED BY	DATE	CHECKED BY	DATE	APPROVED BY	DATE	SCALE	
LARRY	5-15-68	D.L.	11-20-74	[Signature]	11-19-78	1:1	
MATERIAL							
FINISH							
ASSY	3-58922						WIRING DIAGRAM
MOBIL	235-104-0						
1 24-11-68							
WINGO Division of DYNA TECHNOLOGY, INC. C-58922							

RELEASE FOR PRODUCTION  
 MAY 15 1980  
 WINCO  
 DIVISION OF DYNA TECHNOLOGY