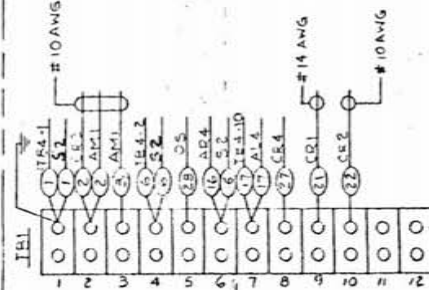
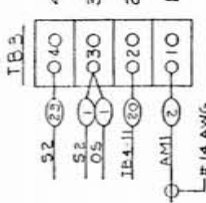
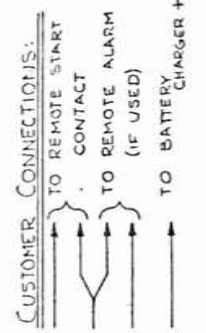
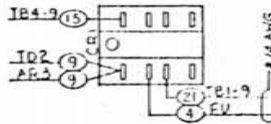
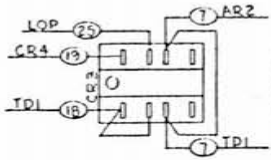
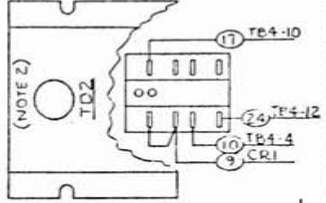
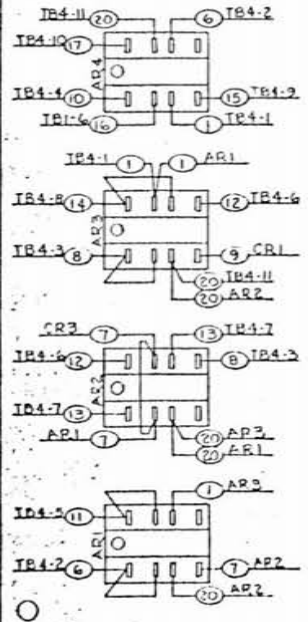



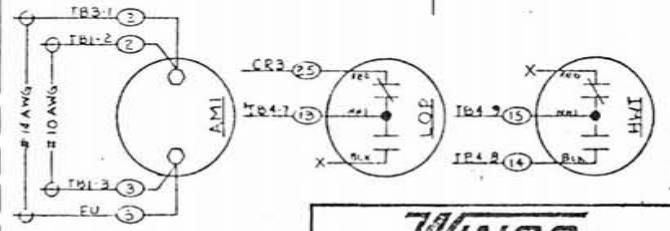
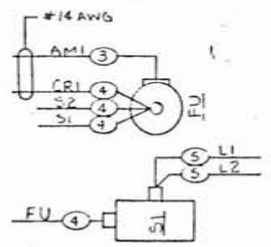
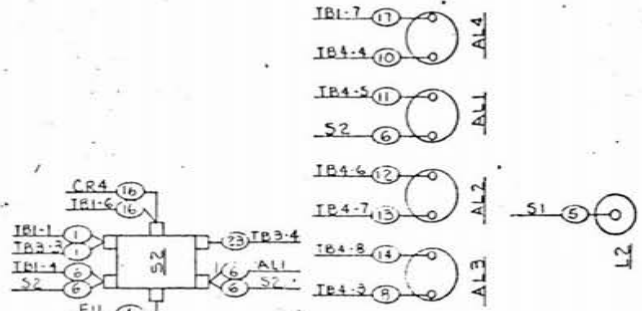
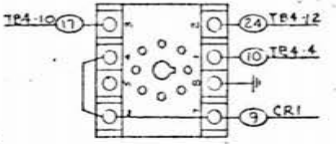
CONTROL CABINET REAR
(REAR VIEW)

CONTROL CABINET FLOOR



WIRING TO ENGINE
(SEE ENGINE CONNECTION Dia.)

NOTES:
1) ALL WIRES #20 AWG, EXCEPT AS NOTED.
2) ALTERNATE TD2 WIRING (CYCLE CRANKING TYPE):



COMPLETELY REDRAWN - 7/23/30

RELEASED FOR PRODUCTION

FEB 7 9 1932

WINCO
Division of Dync Technology, Inc.

TITLE DC WIRING DIAGRAM			
MATERIAL			
DRAWN BY	DATE 5/22/78	SUPERSEDED BY	
CHECKED BY	DATE	SUPERSEDER	
APPROVED BY	DATE	SCALE	
PATTERN OR FURNISHING NO.	DRAWING NO.	S71521-1	