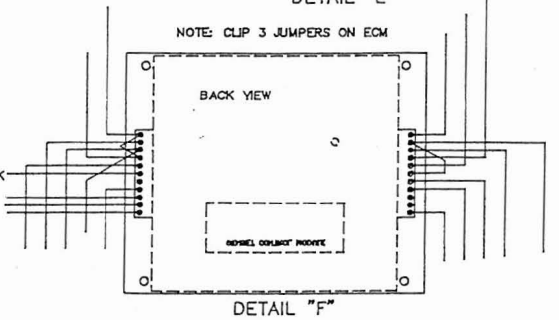
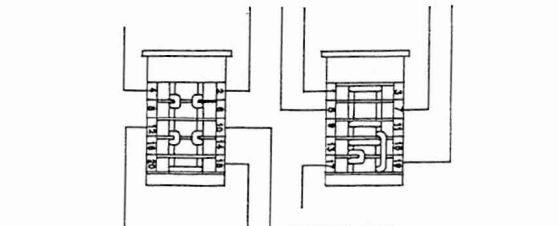
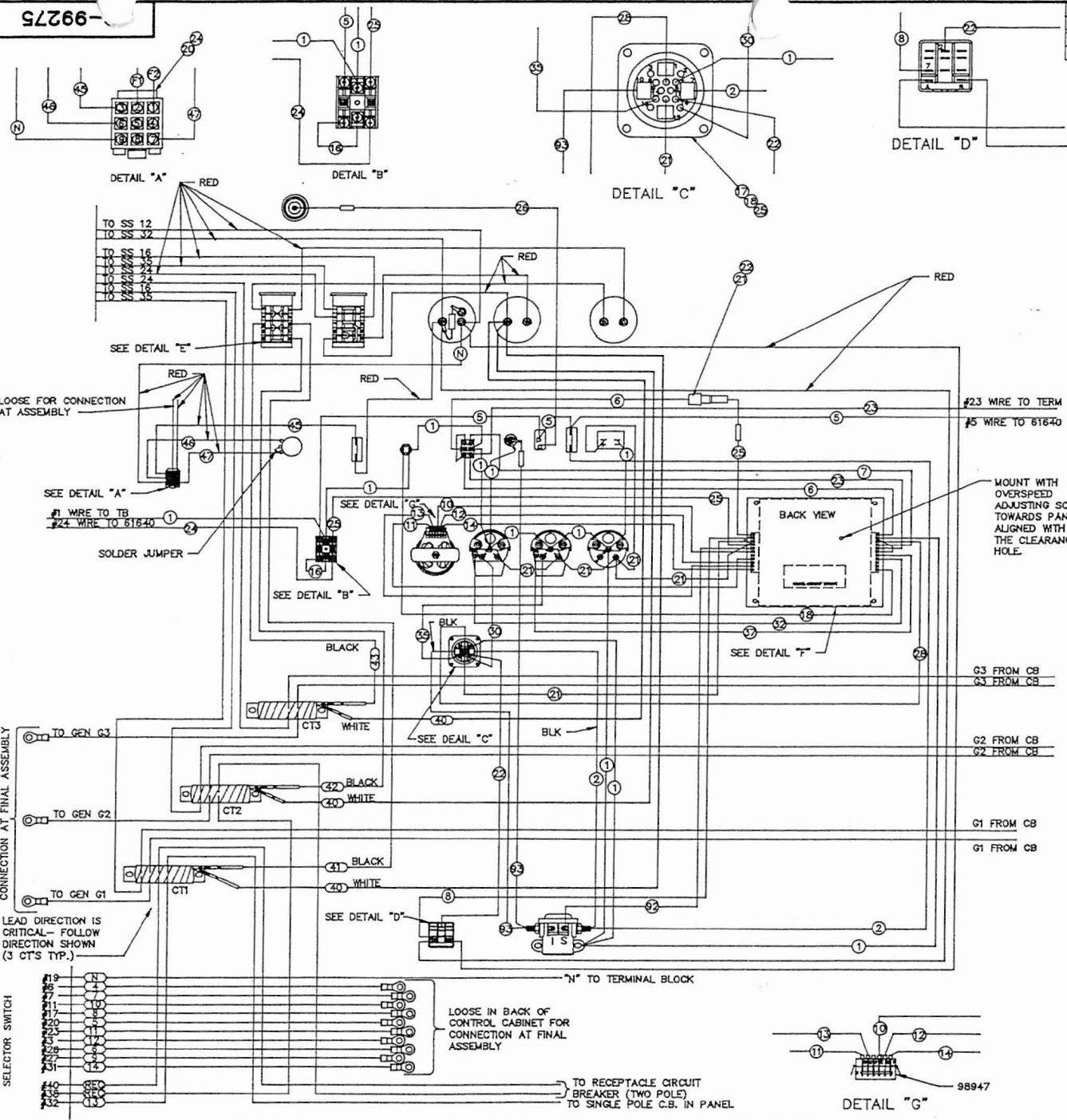


REVISION RECORD		DATE	BY	APPR.
ISSUE	E.C.O. NO.	DESCRIPTION		
1		ORIGINAL		
2		BOM REVISED		



ITEM	PART NO	QUAN.	DESCRIPTION
28	A-22370-6	1	LUG
27	A-22370-25	7	LUG
26	A-98927-4	1	SEAL
25	A-98925-3	1	CONNECTOR
24	A-61641-1	1	CONNECTOR
23	A-61640	1	CONNECTOR
22	A-95064-2	1	FUSE
21	A-95063	1	FUSE HOLDER (REPLACE FUSE W/ITEM 22)
20	A-61643	6	LUG
19	A-61642	2	LUG
18	A-96924-1	6	LUG
17	A-96924-2	2	LUG
16	58077	1	CONNECTOR
15	58084	1	CONNECTOR
14	B-48602-1	7	LUG
13	81964	9	LUG
12	B-48602-23	4	LUG
11	20531	13	LUG
10	A-81963-2	2	LUG
9	22034	2	LUG
8	A-81963-1	1.5	LUG
7	A-81963	8	LUG
6	4158	3	LUG
5	7777	5	LUG
4	A-62495	1	CONNECTOR
3	A-91778	2 FT	LEADWIRE 12 GA. (BLACK)
2	A-22093	44 FT	LEADWIRE 18 GA. (YELLOW)
1	A-13459	21.5 FT	LEADWIRE 18 GA. (RED)

UNLESS OTHERWISE SPECIFIED

FRACTIONS *
1. PLACE DEC. * .1
2. PLACE DEC. * .03
3. PLACE DEC. * .005

ANGULAR *
± 1.5"

MACHINED SURFACE TEXTURE

ALL DIMENSIONS GIVEN IN INCHES
WORK TO DIMENSIONS
- DO NOT SCALE -

DRAWN BY	DATE	CHKD BY	DATE	APPD BY	DATE	SCALE
D.M.W.	5-20-94					1=4

THIS DRAWING CONTAINS PROPRIETARY INFORMATION BELONGING TO WINCO. UNAUTHORIZED USE IS PROHIBITED.

MATERIAL: _____ TITLE: _____

FINISH: _____

ASSY: _____

MODEL: MDS25

WIRING DIAGRAM

PART NO. C-99275

WINCO INCORPORATED