

REF #	DESCRIPTION		HP4500/L	HP4500/M	HP4500/N	HP4500E/L	HP4500E/N
			PART #	PART #	PART #	PART #	PART #
100	ENGINE - B&S 195432	1	64090-000	64090-000	64090-000	N/A	N/A
	ENGINE - B&S 195437	1	N/A	N/A	N/A	64092-000	15916-000
105	AIR-CLEANER BRACE	1	15058-000	15058-000	15058-000	15058-000	15058-000
112	BRACKET, CONSERVER	1	44927-000	44927-000	44927-000	44927-000	44927-000
114	LEVER, CONSERVER	1	44892-000	44892-000	44892-000	44892-000	44892-000
223	START SWITCH	1	NOT USED	NOT USED	NOT USED	2210-000	2210-000
294	SWITCH, STOP/CONSRV-SPST	2	64089-000	64089-000	64089-000	64089-000	64089-000
240	AC PANEL ASSY-HP4500/L	1	15101-000	15159-102	15159-202	15159-102	15400-002
241	ELECTRO-MAGNET, CONSERVE	1	15182-000	15182-000	15182-000	15182-000	15182-000
243	RESISTOR, CONS. 150/50W	1	48583-000	48583-000	48583-000	48583-000	48583-000
244	TRANSFORMER, CONSERVER	1	54196-000	54196-000	54196-000	54196-000	54196-000
245	RECEPT. - 240V L6-20R	1	56281-000	56281-000	56281-000	56281-000	56281-000
246	RECEPT. - 120V 5-50R	1	54545-000	54545-000	54545-000	54545-000	54545-000
247	RECEPT. - 120V L5-30R	1	56359-000	56359-000	56359-000	56359-000	56359-000
248	RECEPT. - 240V 6-20R	1	56279-000	56279-000	56279-000	56279-000	56279-000
249	GFCI RECEPT.- 120V 5-15R	2	15147-002	15147-002	15147-002	15147-002	15147-002
250	FRONT PANEL ONLY	1	15115-000	64464-000	64464-001	64464-000	15399-001
251	CONSERVER MODULE	1	15110-000	15110-000	15110-000	15110-000	15110-000
252	REAR PANEL	1	64035-000	15141-000	15141-000	15141-000	15432-000
258	CIRCUIT BREAKER - 15A 1P	2	64230-000	64230-000	91286-000	64230-000	91286-000
259	CIRCUIT BREAKER - 20A 2P	1	57030-001	57030-001	57030-001	57030-001	57030-001
260	CIRCUIT BREAKER - 30A 1P	1	91977-005	91977-005	91977-005	91977-005	91977-005
261	CIRCUIT BREAKER - 35A 1P	1	91977-008	91977-008	91977-008	91977-008	91977-008
280	CAPACITOR (40mfd/370V)	2	15051-000	15051-000	15051-000	15051-000	15051-000
282	CAPACITOR STRAP	1	15088-000	15088-000	15088-000	15088-000	15088-000
290	END COVER ASSY	1	15114-000	15114-000	15114-000	15114-000	15114-000
291	END COVER (BARE)	1	15106-000	15106-000	15106-000	15106-000	15106-000
502	THRU-BOLT	1	23197-009	23197-009	23197-009	23197-009	23197-009
511	END BRACKET - ENG END	1	15008-001	15008-001	15008-001	15008-001	15008-001
512	END BRACKET - BRG END	1	15156-001	15156-001	15156-001	15156-001	15156-001
	TOLERANCE RING	1	15122-000	15122-000	15122-000	15122-000	15122-000

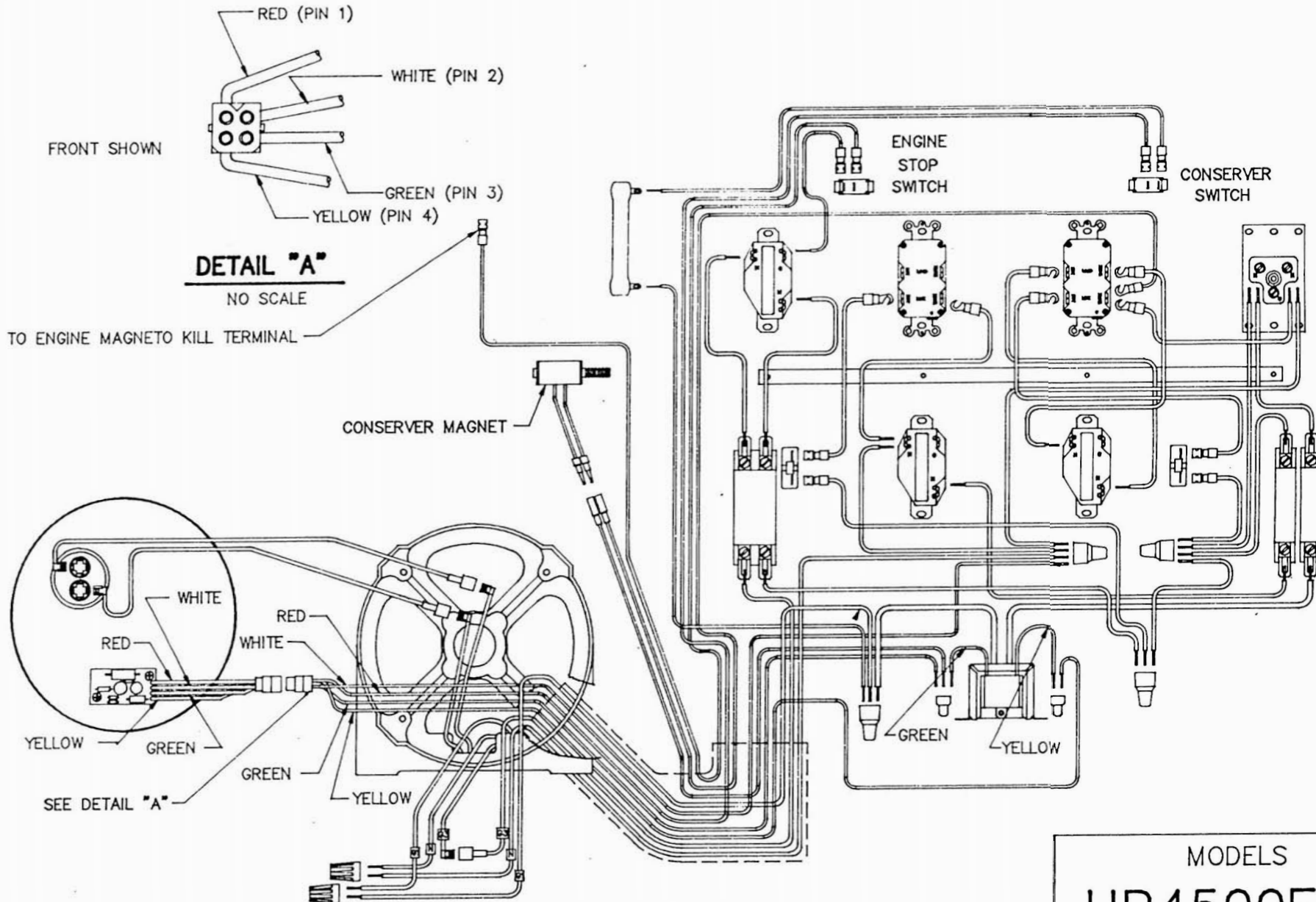
REF #	DESCRIPTION		HP4500/L PART #	HP4500/M PART #	HP4500/N PART #	HP4500E/L PART #	HP4500E/N PART #
514	STATOR ASSEMBLY	1	15091-005	15091-005	15091-005	15091-005	15091-005
530	ROTOR ASSY W/BRG & FAN	1	15045-005	15045-005	15045-005	15045-005	15045-005
532	BEARING	1	55223-000	55223-000	55223-000	55223-000	55223-000
545	STATOR THUR BOLTS	4	15068-008	15068-008	15068-008	15068-008	15068-008
601	CRADLE	1	15074-000	15074-000	15074-000	15074-000	15074-000
602	GENERATOR SUPPORT BKT.	1	15039-000	15039-000	15039-000	15039-000	15039-000
603	SHOCK MOUNT	3	64062-000	64062-000	64062-000	64062-000	64062-000
610	UNIT TOP COVER, FORMED	1	64039-000	15177-000	15177-000	15177-000	15177-000
811	FUEL VALVE PANEL	1	15132-000	15132-000	15132-000	15132-000	15132-000
815	FUEL VALVE	1	64091-000	64091-000	64091-000	64091-000	64091-000
817	FUEL TANK- 4.5 GALLON	1	64024-000	64024-000	64024-000	64024-000	64024-000
820	FUEL CAP/GAUGE	1	62396-003	62396-003	62396-003	62396-003	62396-003
821	BATTERY RACK KIT	1	NOT USED	NOT USED	NOT USED	15063-004	15063-004
825	BAFFLE	1	15095-000	15095-000	15095-000	15095-000	15095-000
831	FOAM STRIP- 0.8" X 3ft	1	64101-000	64101-000	64101-000	64101-000	64101-000
901	DECAL - WARNING	1	63888-000	63888-000	63888-000	63888-000	63888-000
902	DECAL - HP4500	1	64214-042	64214-042	64214-042	64214-042	64214-042
998	OPERATORS MANUAL	1	60706-113	60706-113	60706-113	60706-113	60706-113
	REPAIR PARTS LIST	1	60701-212	60701-212	60701-212	60701-212	60701-212

FOLLOWING INFORMATION IS FOR REFERENCE ONLY

000	COMPLETE UNIT ASSEMBLY	15097-004	15097-007	15097-019	15097-008	15097-023
110	CONSERVER ASSEMBLY	64242-000	64242-000	64242-000	64242-000	64242-000
500	GEN. ASSY. - COMPLETE	15041-012	15041-012	15041-012	15041-012	15041-012
535	FAN	15136-001	15136-001	15136-001	15136-001	15136-001
566	RECTIFIER - STD POLARITY	15047-001	15047-001	15047-001	15047-001	15047-001
567	RECTIFIER - REV POLARITY	15047-002	15047-002	15047-002	15047-002	15047-002
810	FUEL SYSTEM ASSEMBLY	64094-003	64094-005	64094-005	64094-005	64094-005

AC RESIDUAL VOLTS 7.0 VAC L-L
 ROTOR RESISTANCE 1.0 OHMS
 WINDING SPEC. SS# 1531
 ARM. CONNECTION AC# 367

G1 TO N 0.18 OHMS
 G3 TO N 0.36 OHMS
 "Q" WINDING 0.55 OHMS



DETAIL "A"

NO SCALE

TO ENGINE MAGNETO KILL TERMINAL

CONSERVER MAGNET

ENGINE STOP SWITCH

CONSERVER SWITCH

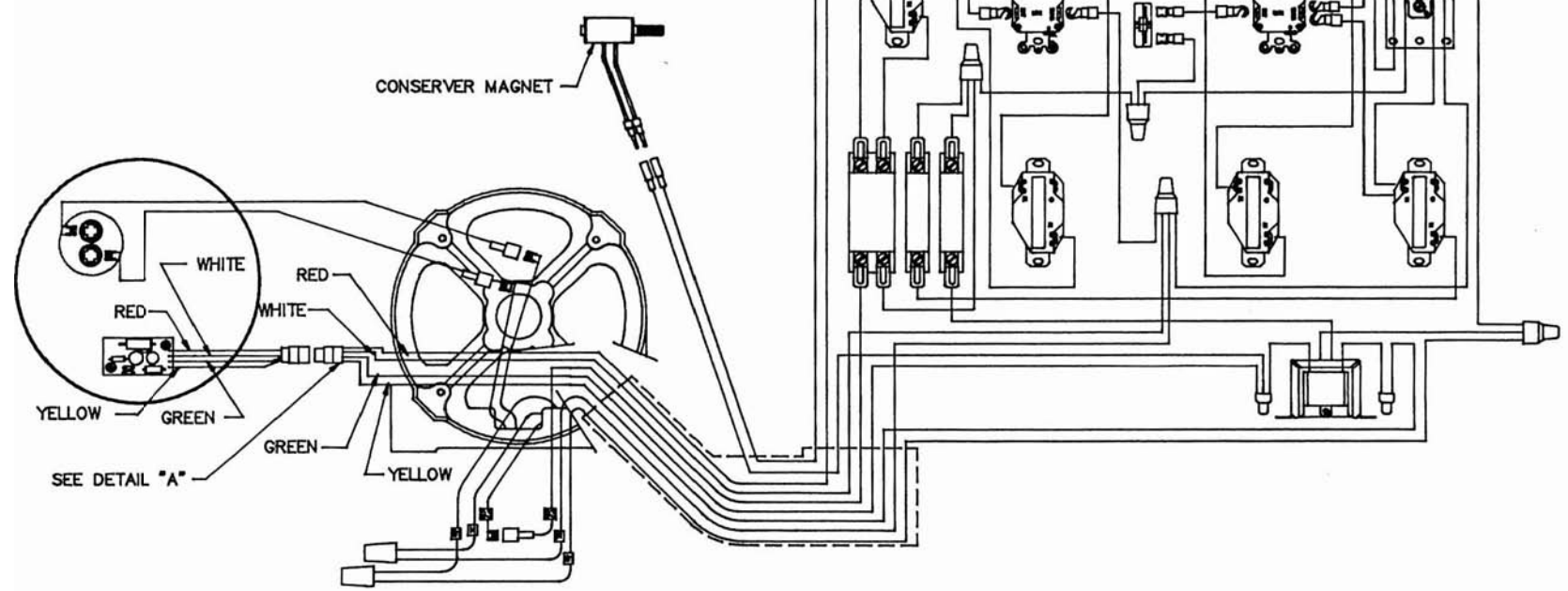
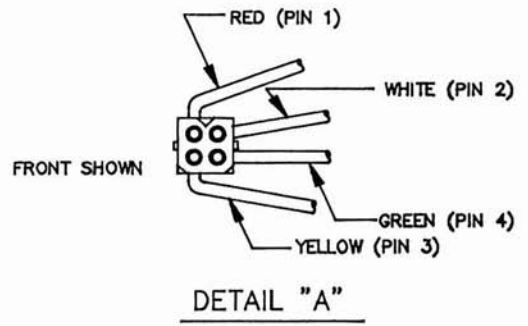
WHITE
 RED
 WHITE
 RED
 GREEN
 YELLOW
 GREEN
 GREEN
 YELLOW

SEE DETAIL "A"

GREEN
YELLOW

WIRING DIAGRAM

MODELS
 HP4500E/L
 HP4500/M
 SD-15159-002



WIRING DIAGRAM

MODEL	HP4500H		
EDF	11-8-90	SD154000	6