

HP9000VE/P, Q, - CSA HP9000VE/P, Q

REF #	DESCRIPTION	PART #	9000/P,Q QTY	
1	100	ENGINE - B&S 303447-0042	15456-000	1 1
2	112	BRACKET, CONSERVER	15270-000	1 2
3	114	LEVER, CONSERVER	15291-000	1 3
4	115	CLAMP, CONSERVER LEVER	62309-000	1 4
5	116	SPARK ARRESTOR GROUP	64159-000	1 5
6				6
7	200	AC PANEL ASSY-HP9000/P	15457-000	1 7
8	*	PANEL ASSY- CSA HP9000/P	15457-100	* 1 8
9		AC PANEL ASSY-HP9000/Q	15457-002	1 9
10	*	PANEL ASSY- CSA HP9000/Q	15457-102	* 1 10
11				11
12	201	FRONT PANEL (BARE) /P	15458-000	1 12
13		FRONT PANEL (BARE) /Q	15458-001	1 13
14	202	LOWER BAFFLE PANEL (BARE)	15223-000	1 14
15	203	BACK PANEL - CONTROL	15221-000	1 15
16				16
17	231	ELECTRO-MAGNET, CONSERVER	15182-000	1 17
18	232	CONSERVER MODULE	15110-000	1 18
19				19
20	233	RESISTOR, CONS. 25W/250 Ω	80132-003	1 20
21	234	TRANSFORMER, CONSERVER	54196-000	1 21
22	235	SWITCH, CONSERVER-SPST	64089-000	1 22
23				23
24	245	RECEPT. - 240V L6-20R	56281-000	1 24
25	246	RECEPT. - 120V 5-50R	54545-000	1 25
26	247	RECEPT. - 120V L5-30R	56359-000	1 26
27	248	RECEPT. - 240V 6-20R	56279-000	2 27
28				28
29	249	GFCI RECEPT.- 120V 5-15R	15147-002	2 29
30	250	RECEPT. - 240V 6-50R	57325-000	1 30
31	251	RECEPT.- 120/240V CS6369	91889-000	1 31
32				32
33	258	CIRCUIT BKR - 20A 1P /P	64230-001	2 33
34		CIRCUIT BKR - 20A 1P /Q	91286-001	2 34
35	259	CIRCUIT BREAKER - 20A 2P	57030-001	1 35
36	260	CIRCUIT BREAKER - 30A 1P	91977-005	1 36
37				37
38	261	CIRCUIT BREAKER - 45A 1P	91977-006	1 38
39	262	CIRCUIT BREAKER - 35A 2P	57030-003	1 39
40				40
41	280	CAPACITOR (40mfd/370V)	15051-000	3 41
42	290	END COVER ASSY	15089-000	1 42
43	291	END COVER (BARE)	15085-000	1 43
44				44
45	502	ROTOR THRU-BOLT (5/16-24)	23197-028	1 45
46	511	END BRACKET - ENG END	15008-000	1 46
47	512	END BRACKET - BRG END	15156-003	1 47
48		SHIM - BRG BKT LINER	15688-000	1 48
49		TOLERANCE RING - BRG BKT	15122-003	1 49
50				50

63104-0

HP9000VE/P, Q, - CSA HP9000VE/P, Q

REF #	DESCRIPTION	PART #	9000/P, Q QTY	
51	513	STATOR THRU-BOLT (1/4-20)	15068-010	4 51
52	514	STATOR ASSEMBLY- 9000/	15091-009	1 52
53	530	ROTOR ASSY W/BRG & FAN	15045-009	1 53
54	532	BEARING	50215-000	1 54
55				55
56	601	CRADLE	15213-000	1 56
57	602	GENERATOR SUPPORT BKT.	15084-000	1 57
58	603	SHOCK MOUNT	64062-000	6 58
59				59
60	610	UNIT TOP COVER, FORMED	15227-001	1 60
61				61
62	811	REAR TANK SUPPORT PANEL	15214-000	1 62
63	815	FUEL VALVE	64091-000	1 63
64	817	FUEL TANK- 4.5 GALLON	64024-000	1 64
65				65
66	820	FUEL CAP/GAUGE	62396-003	1 66
67	821	BATTERY RACK KIT	15295-000	1 67
68	825	END BAFFLE, F. TANK	15144-000	1 68
69	831	FOAM STRIP- 0.8" X 3ft	64101-000	1 69
70				70
71	901	DECAL SET - WARNING	15209-000	1 71
72	902	DECAL - HP9000	64214-016	1 72
73	903 *	CSA PARTS (DECALS)*	15205-100	1 73
74	906	NAMEPLATE	63966-000	1 74
75	998	OPERATORS MANUAL	60706-087	1 75
76		REPAIR PARTS LIST	60701-089	1 76

* CSA PARTS ON CSA PREFIX MODELS ONLY

FOLLOWING INFORMATION IS FOR REFERENCE ONLY

000	COMPLETE UNIT ASSEMBLY /P	15455-007	CSA -10
	COMPLETE UNIT ASSEMBLY /Q	15455-012	CSA -14
111	CONSERVER PLUG/CORD ASSY	48574-400	1
500	GEN. ASSY. - COMPLETE	15041-019	1
535	FAN	15136-002	1
566	RECTIFIER - STD POLARITY	15255-001	1
567	RECTIFIER - REV POLARITY	15255-002	1

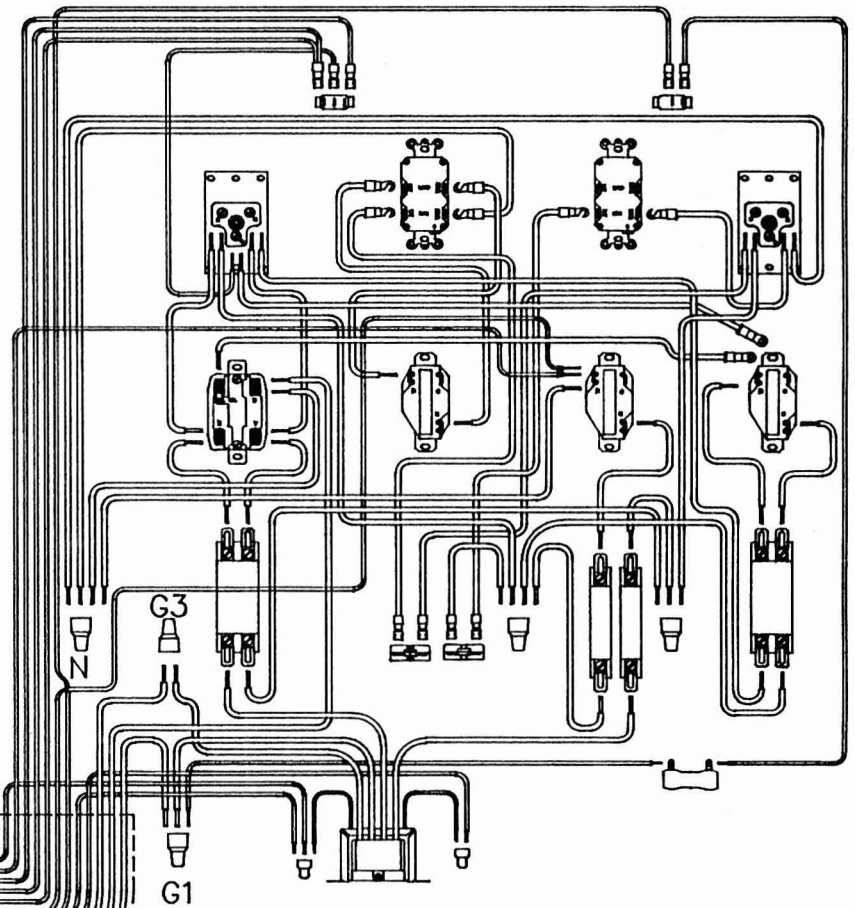
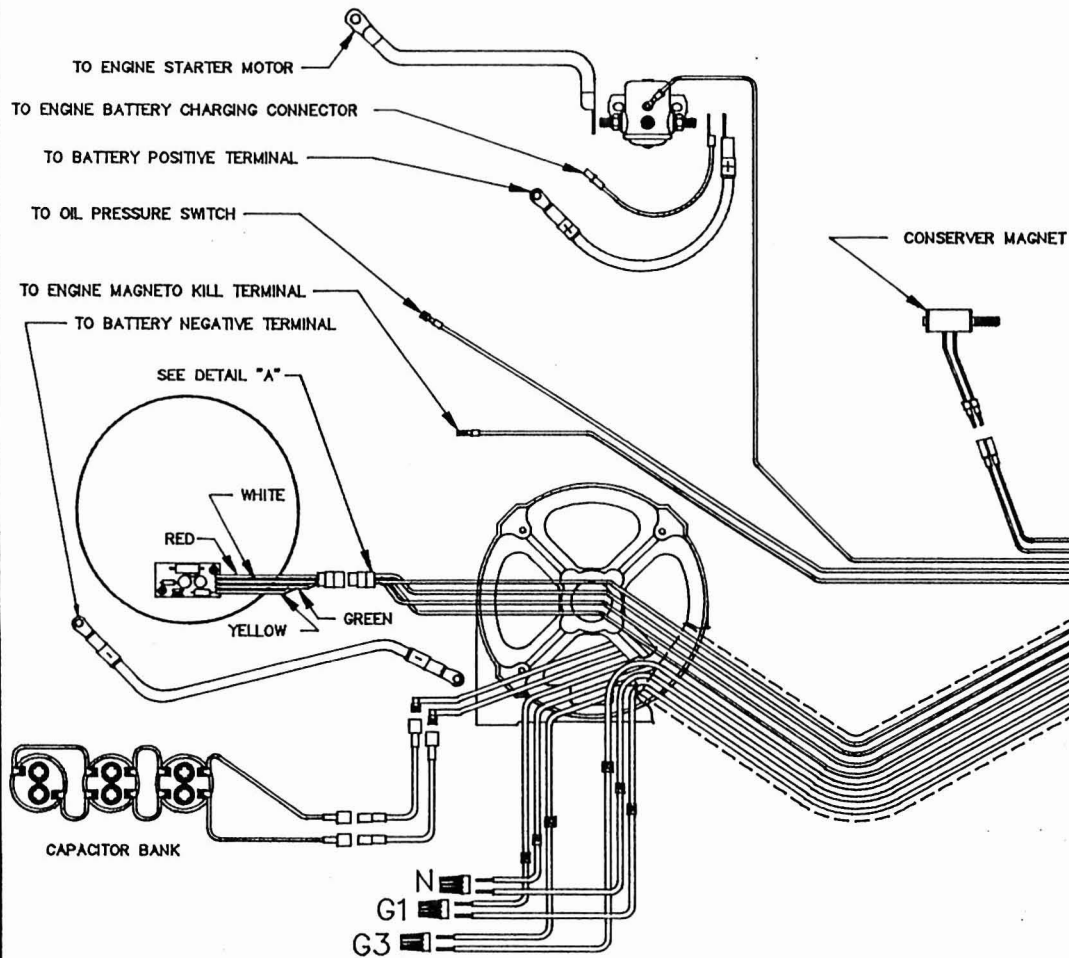
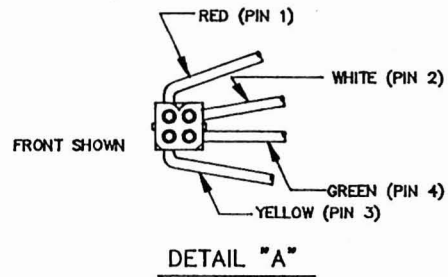
UNIT MODEL SERIES HP9000/P, Q

AC RESIDUAL VOLTS 7.0 VAC L-L

FIELD RESISTANCE 0.73 OHMS

WINDING SPEC. (SS#) 1538

ARM. CONNECTION (AC#) 367



WIRING DIAGRAM

MODEL HP9000E

SD-15206D ISSUE 4