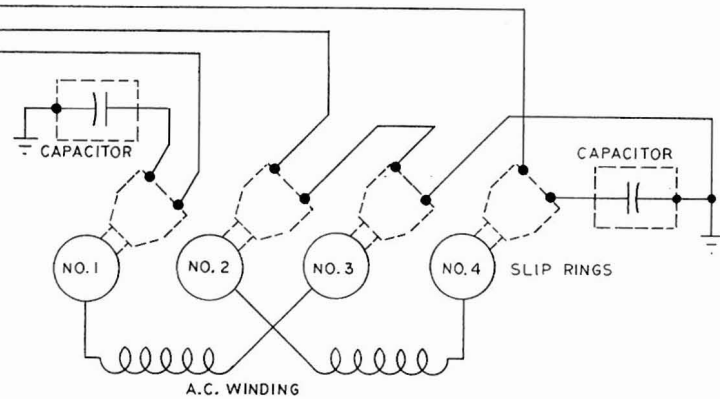
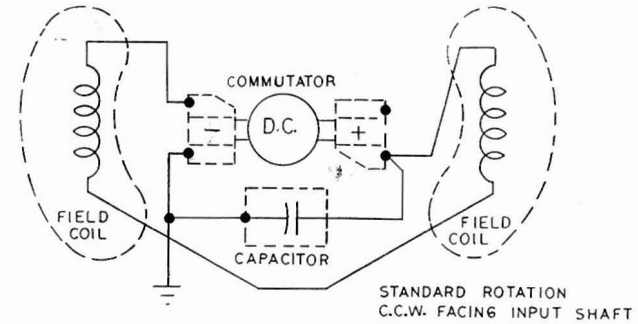
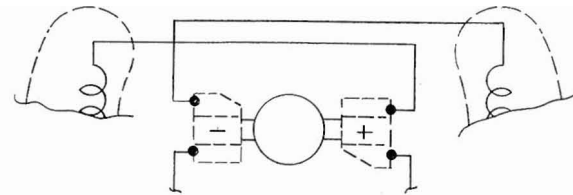
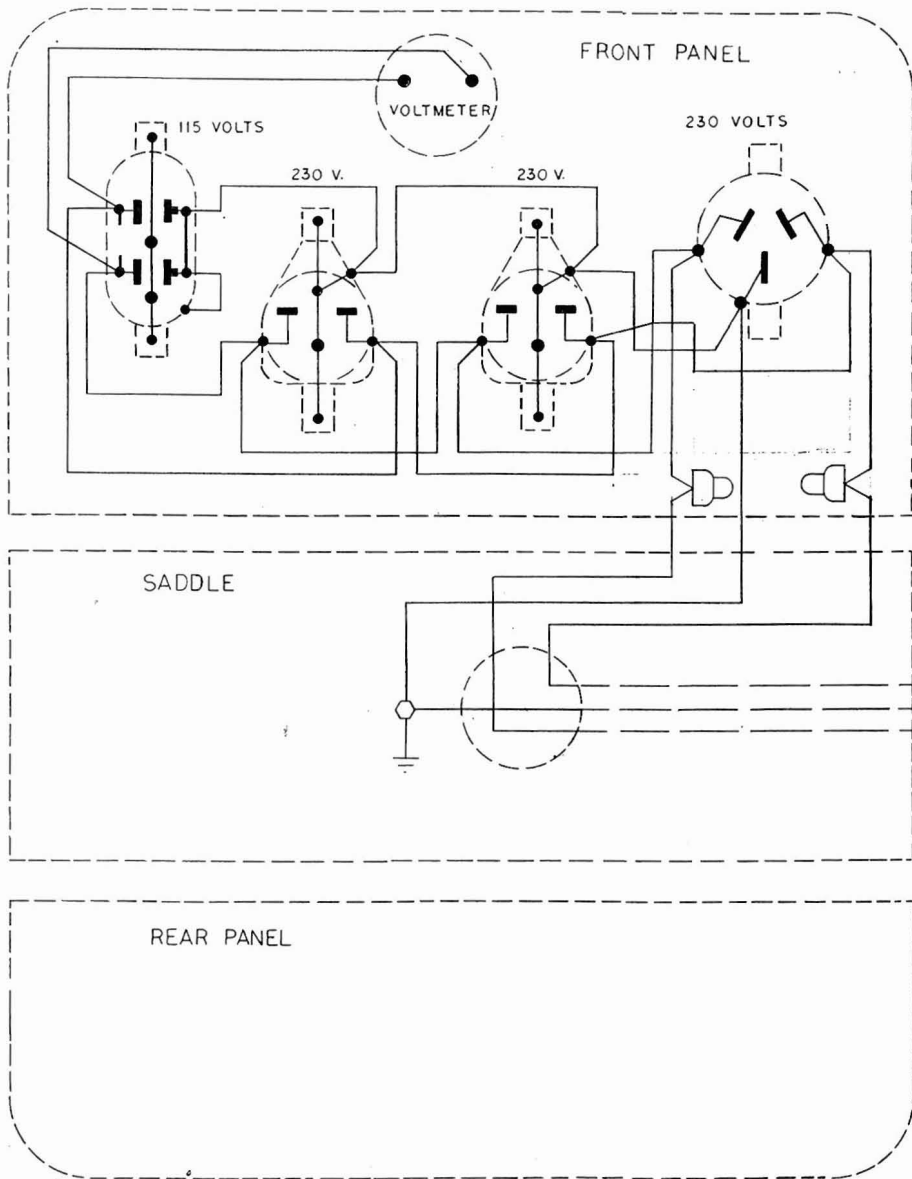


Wiring Diagram N/A  
 Schematic C51094  
 Generator Parts  
 Unassembled C51091  
 Complete Unit  
 Part # 51092

\*\*\*\*\*  
 REPAIR  
 PARTS LIST  
 #477  
 \*\*\*\*\*

Size . 10,000 Watts  
 Drive Two Bearing  
 Type Four Pole  
 Unit Model # 10KS4GC-3/B

<u>DESCRIPTION</u>	<u>PART #</u>	<u>QTY.</u>	<u>DESCRIPTION</u>	<u>PART #</u>	<u>QTY.</u>
Armature	51089-1	1	Control Box Assy.	54125	1
Armature Bearing			Cover Assy.	21626	1
Brush End	50215	1	Front Panel (Bare)	54126	1
Armature Bearing			Rear Panel (Bare)	43161-1	1
Shaft End	46913	1	Receptacle (115)	24749	2
Bearing Retainer	50536	1	Receptacle (230)	22901	2
			Voltmeter	22300	1
Fan Assy.	23404	1			
Fan Washer	21867	1			
Fan Lockwasher	40552	1			
Fan Nut	9549	1			
Field Coil	51086	1			
Field Coil	51086-1	1			
Field Coil	51086-2	1			
Field Coil	51086-3	1			
Shell & Brkt. Assy.	51087	1			
Pole Shoe	51007	4			
Pole Shoe Retainer	51009	4			
Engine Adaptor Brkt.	50517	1			
Adaptor Brkt. Screw	51101	4			
End Cover Assy.	24478	1			
Brush Rack Assy. (Complete)	49083 & -1	1 1			
A. C. Brush	55536	12			
A. C. Brush Holder	23500	12			
D. C. Brush	47683	4			
D. C. Brush Holder & Plate Assy.	49075	2			
A. C. Condenser	41221	2			
D. C. Condenser	41180	1			
Base	51147	1			



ALL DIMENSIONS GIVEN IN INCHES—WORK TO DIMENSIONS—DO NOT SCALE—SAMPLES MUST BE APPROVED BY DYNA TECHNOLOGY ENGINEERING DEPT BEFORE PROCEEDING WITH PRODUCTION						
— TOLERANCES (UNLESS OTHERWISE SPECIFIED): FRACTIONS ± 1/16						
DECIMALS ± .005 PUNCHED HOLES + .004 — .000						
DRAWN BY	DATE	CHECKED BY	DATE	APPROVED BY	DATE	SCALE
E. D. E.	11-30-72	SKM	12-2-72	SKM	12-2-72	—
MATERIAL						
FINISH						
ASSY B-56635						
MODEL 12KS26C-3/B21						
<b>WIRING DIAGRAM</b>						
1	ORIGINAL					
DETAILS	ISSUE	REVISION	DATE	BY	AUTH.	